

Look What's Cool in *Refrigeration*

Chill out with the latest in refrigerated equipment. From reach-ins to walk-ins to blast chillers to undercounter and back bar refrigerators, every foodservice venue depends on some type of cooler to store their food at safe temperatures. With rising food costs, any loss in inventory can hurt your bottom line. That's why it is more important than ever to acquire refrigerated equipment you can trust. Innovative solutions like LED lighting to entice impulse sales and energy efficient equipment that saves you money are just a few features that have been updated. Whether starting out new or looking to replace existing refrigeration, be sure to invest in quality commercial equipment that will benefit your establishment for many years to come.



TH Series Heated Reach-Ins

- Powerfully provides holding temperatures of 80° to 180°F throughout the cabinet for uniform, forced-air, heating
- Stainless steel doors and front, the finest stainless available (excludes glass door models)
- Incandescent interior lighting
- Energy efficient, triple pane, thermal insulated glass on glass doors
- 4" diameter swivel castors are standard, 6" legs available
- Self-contained system
- Door locks standard
- Adjustable, heavy duty chrome plated shelves
- Exterior mounted, color coded, temperature monitor
- 12" x 20" pan standard for contents requiring high humidity

TH-23



TH-23G

Reach-Ins	Doors	Shelves	Watts	L x D† x H*
TH-23	1 Solid	3	850	27" x 29½" x 78¾"
TH-23G	1 Glass	3	850	27" x 29¾" x 78¾"

* Height does not include 5" for castor height or 6" for optional legs

* Height does not include 1" for ventilator cap

† Depth does not include 1¾" for door handle (glass door model only)



Custom sizes and configurations are available.

Protecto® Rack Covers

- Standard size 23"w x 28"d x 62"h (Universal Load)
- Half size rack cover is 23"w x 28"d x 33"h
- Breathable Mesh Covers allow products to cool quicker and without condensation
- Insul-Covers keep product warm or cold; create an inexpensive "closed cabinet"

SUPRO-20-TW

SUPRO-14-EC

SUPRO-14-EC-½

SUPRO-BM (COLOR)

SUPRO-IC (COLOR)

SUPRO-14 (COLOR)

Protecto®, Translucent White

Econo, Clear Only

Econo, Clear Only, Half Rack Cover

Breathable Mesh, 7 Colors

Insul-Covers, Blue or Green

14 oz Vinyl, Variety of Colors

Air Curtains

- Aluminized steel housing, grill and nozzle
- All air doors include an automatic plunger activation switch and air intake filter



Stops outside drafts, flying insects and airborne pollutants and reduces energy costs.



e-CFD Series

For Commercial Openings
2-Speed, ½ hp Motor

E-CFD-36-1	36"
E-CFD-42-1	42"
E-CFD-48-1	48"
E-CFD-60-1 (or 2)	60"
E-CFD-72-2	72"

e-IBD Series

For Insect Control
High Velocity, ¾ hp Motor

E-IBD-36-1	36"
E-IBD-42-1	42"
E-IBD-48-1	48"
E-IBD-60-1 (or 2)	60"
E-IBD-72-1	72"



2-Go Pro Drive-Through Window Air Curtain

- Blocks car exhaust from entering through the window
- For windows 24" wide and up to 42" high

DT-24




Curtron Products
a division of TMI, LLC

For 36" x 78"
Door Openings.
USDA & FDA
Approved.

Curtronizer® Economy Strip Door

- NSF certified for walk-in coolers and freezers
- Low temperature reinforced strips with polypropylene hardware

CZN-8-PR-4080



Polar-Pro® Swinging Door

- Light impact, flexible PVC swinging door
- Includes universal stainless steel mounting hardware with a lifetime warranty on corrosion

PP-C-080-3678



M-Series Walk-In Strip Door

- Maintains steady temperature in walk-in coolers and freezers
- Looped strips and universal mounting hardware installs in minutes

M108-PR-4080

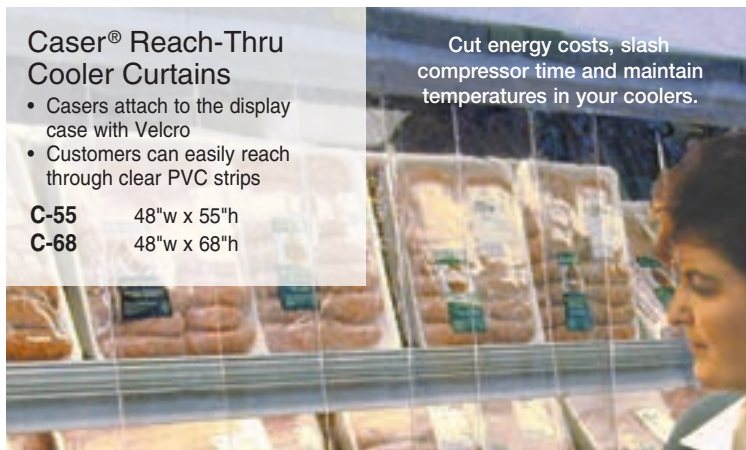
Caser® Reach-Thru Cooler Curtains

- Casers attach to the display case with Velcro
- Customers can easily reach through clear PVC strips

C-55 48"w x 55"h

C-68 48"w x 68"h

Cut energy costs, slash compressor time and maintain temperatures in your coolers.



Curtron Products
a division of TMI, LLC

Pull-Down Night Shades

- 48"w and pull down to 72"
- Horizontal or vertical mount
- Clear PVC

NS-CLEAR

T Series Reach-Ins

- Stainless steel front
- Interior - NSF approved, clear coated aluminum liner and S/S floor
- Adjustable, heavy duty, PVC coated wire shelves
- Foamed-in-place polyurethane high density cell insulation (CFC Free)
- Energy efficient, "Low-E", thermal insulated glass on glass door models

Refrigeration Units Have...

- Oversized and balanced, (134A), refrigeration system, factory sealed and pre-lubricated for long life - holds 33° to 38°F

Freezer Units Have...

- Oversized and balanced, environmentally friendly R404A, refrigeration system
- -10°F temperature (air off evaporator coil, -20°F) holds frozen food and ice cream (T-19FZ maintains 0°F)




Rated #1 in the industry.



T-23



T-49G

T Series Refrigerators

Model	Doors	Shelves	HP	L x D† x H*
Solid Doors				
T-12	1	3	1/5	24 7/8" x 23 1/8" x 63 1/8"
T-19	1	3	1/3	27" x 24 1/2" x 75 1/4"
T-23	1	3	1/3	27" x 29 1/2" x 78 3/8"
T-35	2	6	1/3	39 1/2" x 29 1/2" x 78 3/8"
T-43	2	6	1/3	47" x 29 1/2" x 78 3/8"
T-49	2	6	1/3	54 1/8" x 29 1/2" x 78 3/8"
T-72	3	9	1/2	78 1/8" x 29 1/2" x 78 3/8"
Full Glass Doors				
T-12G	1	3	1/5	24 7/8" x 23 3/8" x 63 1/8"
T-19G	1	3	1/3	27" x 24 3/4" x 75 1/4"
T-23G	1	3	1/3	27" x 29 3/4" x 78 3/8"
T-35G	2	6	1/3	39 1/2" x 29 3/4" x 78 3/8"
T-49G	2	6	1/3	54 1/8" x 29 3/4" x 78 3/8"
T-72G	3	9	1/2	78 1/8" x 29 3/4" x 78 3/8"
Solid Half Doors				
T-23-2	2	3	1/3	27" x 29 1/2" x 78 3/8"
T-49-4	4	6	1/3	54 1/8" x 29 1/2" x 78 3/8"
T-72-6	6	9	1/2	78 1/8" x 29 1/2" x 78 3/8"
Glass Half Doors				
T-23G-2	2	3	1/3	27" x 29 3/4" x 78 3/8"
T-49G-4	4	6	1/3	54 1/8" x 29 3/4" x 78 3/8"
Combination Half Doors				
T-23-1-G-1	1 GLS - 1 S/S	3	1/3	27" x 29 3/4" x 78 3/8"
T-49-2-G-2	2 GLS - 2 S/S	6	1/3	54 1/8" x 29 3/4" x 78 3/8"

* Height does not include 5" for castor height or 6" for optional legs (3/4" castor height for T-19, T-19G)

† Depth does not include 1 3/8" for door handle (glass door models only)

T-12 available with optional 2 1/2" diameter castors, legs not available

Leg levelers standard for T-12 and T-12G

Note: T-12 and T-12G height does not include 1" for door hinge

T Series Freezers

Model	Doors	Shelves	HP	L x D† x H*
-10°F Solid Doors				
T-12F	1	3	1/4	24 7/8" x 23 1/8" x 63 1/8"
T-19F	1	3	1/3	27" x 24 1/2" x 75 1/4"
T-23F	1	3	1/3	27" x 29 1/2" x 78 3/8"
T-35F	2	6	3/4	39 1/2" x 29 1/2" x 78 3/8"
T-43F	2	6	3/4	47" x 29 1/2" x 78 3/8"
T-49F	2	6	3/4	54 1/8" x 29 1/2" x 78 3/8"
T-72F	3	9	1	78 1/8" x 29 1/2" x 78 3/8"
-10°F Glass Doors				
T-12FG	1	3	1/3	24 7/8" x 23 3/8" x 62 3/8"
T-23FG	1	3	1	27" x 29 3/4" x 78 3/8"
T-49FG‡	2	6	1 1/2	54 1/8" x 29 3/4" x 78 3/8"
T-72FG‡	3	9	1 1/2	78 1/8" x 29 3/4" x 78 3/8"
-10°F Solid Half-Doors				
T-23F-2	2 S/S	3	1/2	27" x 29 1/2" x 78 3/8"
T-49F-4	4 S/S	6	3/4	54 1/8" x 29 1/2" x 78 3/8"
0°F Solid Door				
T-19FZ	1	3	1/3	27" x 24 1/2" x 75 1/4"

* Height does not include 5" for castor height or 6" for optional legs (3/4" castor height for T-19F/FZ)

† Depth does not include 1 3/8" for door handles (glass door models only)

‡ Requires 115/208-230/60 Hz, single phase, 3 pole, 4 wire circuit

T-12F and T-12FG available with 2 1/2" castors, legs not available

Leg levelers standard for T-12F and T-12FG

Note: T-12 and T-12FG height does not include 1" for door hinge



TS Series Reach-Ins

- Stainless steel interior and exterior front and sides, with aluminum back
- Oversized and balanced refrigeration system
- Energy efficient, "Low-E", thermal glass on glass door models
- Solar, digital thermometer standard for easy visibility
- Incandescent interior lighting on solid door models
- Fluorescent interior lighting; Integrated door light (IDL) standard on glass and combination door models
- Adjustable, heavy duty, PVC coated wire shelves
- Positive seal self-closing doors with factory tested lifetime guaranteed door hinges
- Foamed-in-place polyurethane high density cell insulation (CFC Free)
- 4" diameter swivel castors standard equipment, 6" legs available
- Bottom mount compressor
- Self-contained system



Refrigerators - Hold 33° to 38°F

Solid Doors	Doors	Shelves	HP	L x D† x H*
TS-23	1 S/S	3	1/3	27" x 29½" x 78¾"
TS-35	2 S/S	6	1/3	39½" x 29½" x 78¾"
TS-43	2 S/S	6	1/3	47" x 29½" x 78¾"
TS-49	2 S/S	6	1/3	54½" x 29½" x 78¾"
TS-72	3 S/S	9	1/2	78½" x 29½" x 78¾"

Glass Doors

TS-23G	1 GLS	3	1/3	27" x 29¾" x 78¾"
TS-49G	2 GLS	6	1/3	54½" x 29¾" x 78¾"
TS-72G	3 GLS	9	1/2	78¾" x 29¾" x 78¾"

Solid Half Doors

TS-23-2	2 S/S	3	1/3	27" x 29½" x 78¾"
TS-49-4	4 S/S	6	1/3	54½" x 29½" x 78¾"
TS-72-6	6 S/S	9	1/2	78½" x 29½" x 78¾"

Glass Half Doors

TS-23G-2	2 GLS	3	1/3	27" x 29¾" x 78¾"
TS-49G-4	4 GLS	6	1/3	54½" x 29¾" x 78¾"

Combination Half Doors

TS-23-1-G-1	1 GLS-1 S/S	3	1/3	27" x 29¾" x 78¾"
TS-49-2-G-2	2 GLS-2 S/S	6	1/3	54½" x 29¾" x 78¾"

Freezers - Hold -10°F

Solid Doors	Doors	Shelves	HP	L x D† x H*
TS-23F	1 S/S	3	1/3	27" x 29½" x 78¾"
TS-35F	2 S/S	6	3/4	39½" x 29½" x 78¾"
TS-43F	2 S/S	6	3/4	47" x 29½" x 78¾"
TS-49F	2 S/S	6	3/4	54½" x 29½" x 78¾"
TS-72F	3 S/S	9	1	78½" x 29½" x 78¾"

Glass Full Doors

TS-23FG	1 GLS	3	1	27" x 29¾" x 78¾"
TS-49FG†	2 GLS	6	1½	54½" x 29¾" x 78¾"
TS-72FG‡	3 GLS	9	1	78¾" x 29¾" x 78¾"

Solid Half Doors

TS-23F-2	2 S/S	3	1/2	27" x 29½" x 78¾"
TS-49F-4	4 S/S	6	3/4	54½" x 29½" x 78¾"

* Height does not include 5" for castor height or 6" for optional legs

† Depth does not include 13/8" for door handle (glass door models only)

‡ Requires 115/208-230/60 Hz, single phase, 3 pole, 4 wire circuit

True®



STM Series Reach-Ins

- New STM1R-1S-HC with R290 hydrocarbon refrigerant - non-toxic, climate friendly and cost effective
- Exterior - stainless steel doors & front, with matching aluminum sides
- Interior - aluminum side walls & back, stainless steel floor & ceiling
- Adjustable, heavy duty PVC coated shelves
- Positive seal self-closing doors with 120° stay open feature
- Refrigerators maintain cabinet temperatures of 33° to 38°F
- Freezers maintain cabinet temperatures of -10°F ideal for frozen foods and ice cream

Refrigerators	Doors	Shelves	HP	L x D x H*
STM1R-1S-HC	1	3	1/3	27 1/2" x 33 3/4" x 78 1/4"
STM2R-2S	2	6	1/2	52 5/8" x 33 3/4" x 78 1/4"
Freezers				
STM1F-1S	1	3	1/2	27 1/2" x 33 3/4" x 78 1/4"
STM2F-2S	2	6	3/4	52 5/8" x 33 3/4" x 78 1/4"

* Height does not include 5" for castor height or 6" for optional legs

* Height does not include 1" for system mechanical components



STM1R-1S

STM2R-2S

True®

55-65 DEGREES IDEAL

Store in Coolest Part of Kitchen - Do Not Refrigerate

Item	Temp	Storage
Bananas*	56-60	Open lid to avoid too quick ripening.
Potatoes	60-70	Store in dark area. Cooler temperatures cause accumulation of sugar.
Tomatoes*	55-65	Keep out of direct sunlight. Stack palettes to accelerate ripening.
Watermelons*	50-60	Store green side up. Cut pieces should be stored in the cooler.

45-55 DEGREES IDEAL

Store in Warmest Part of Cooler or Coolest Section of Kitchen

Item	Temp	Storage
Avocados*	40-45	Handle gently. Ripen at room temperature.
Cucumbers	45-50	Do not wash or sprinkle with water.
Lemons*	45-50	Absorbs odors easily.
Onions	45-50	Keep cool, dry, and ventilated.
Oranges*(CA)	45-50	Proper rotation will maintain good fruit.
Peppers	45-50	Very susceptible to chill damage.
Pineapple	45-50	Won't ripen after harvest. Handle gently.
Squash	40-55	Soft shell cooler than hard shell.

32 DEGREES IDEAL

Store in Back of Cooler

Item	Temp	Storage
Apples*	31-32	Avoid excess movement. Do not rinse.
Broccoli	32-35	Store in covered box with drain shelf.
Cabbage	32-35	Leave wrapper leaves on. Store covered.
Cantaloupe*	38-42	Ripen at room temperature.
Carrots	32-35	Do not wash until ready to serve.
Cauliflower	32-35	Store in original shipping crate, single layers. Store only briefly.
Celery	32-35	Keep covered and sprinkle with water.
Corn	32-34	Store in original cartons. Air circulation causes shriveling. Store only briefly.
Grapes*	32-40	Store in original cartons. Air circulation causes shriveling. Store only briefly.
Lettuce	32-35	Store tightly with drain shelf or colander.
Mushrooms*	34-40	Put in cooler immediately. Keep dry.
Oranges* (FL)	32-35	Needs good air circulation. Use dunnage rack.
Peaches	32	Store at 60-65 until ripened.
Pears*	32-35	Store at 60-65 until ripened.
Radishes	32	Rinse, remove tops, and drain before storing in covered containers.
Strawberries	32-35	Store in original carton. Do not wash or trim before storing. Store only briefly.

Food marked with an asterisk () produce ethylene gas, an active plant hormone required for the ripening process. While this is good in certain quantities, some produce can be damaged by ethylene gas exposure, especially leafy vegetables. Be sure to arrange your produce carefully.



TSD-69

TSD-33G



T-23DT

T-49DT

TSD & DT Series Reach-Ins

- Adjustable, heavy duty PVC coated wire shelves
- Incandescent interior lighting (solid doors); DT models have fluorescent interior lighting on glass doors; TSD slide door models have LED interior lighting on glass doors
- Foamed-in-place polyurethane high density cell insulation (CFC Free)
- Stainless steel front
- Interior - attractive, NSF approved, clear aluminum, coved corners and stainless steel floor
- Energy efficient, "Low-E", thermal glass on glass doors
- 4" diameter swivel castors standard equipment (DT Series). 6" legs standard equipment (TSD Series) Castors optional for TSD Series, 6" legs optional for DT Series
- Self-contained system

Slide Door Refrigerators:

- Oversized and balanced, environmentally friendly (134A), refrigeration system, factory sealed and pre-lubricated for long life - holds 33° to 38°F

Dual Temperature Cabinets:

- Oversized and balanced, refrigeration system, factory sealed and pre-lubricated for long life (134A refrigerator / R404A freezer)
- True's dual temperature models are equipped with two, self-contained, independent refrigeration systems (CFC free) in a bottom mount design
- Refrigerator holds 33° to 38°F; freezer holds -10°F
- Swing doors

Slide Door Refrigerators - TSD Series

	Doors/Shelves	HP	L x D† x H*
Solid Doors			
TSD-33	2 / 6	1/2	39 1/2" x 29 3/8" x 78 3/8"
TSD-47	2 / 6	1/2	54 1/8" x 29 3/8" x 78 3/8"
TSD-69	3 / 9	1/2	78 1/8" x 29 3/8" x 78 3/8"
Glass Doors			
TSD-33G	2 / 6	1/2	39 1/2" x 29 3/8" x 78 3/8"
TSD-47G	2 / 6	1/2	54 1/8" x 29 3/8" x 78 3/8"
TSD-69G	3 / 9	1/2	78 1/8" x 29 3/8" x 78 3/8"

* Height does not include 6 1/2" for leg height or 5" for optional castors

† Depth does not include 3/4" for door handle

Dual Temperature - DT Series

	Doors/Shelves	HP		L x D† x H*
		Reg	Frzr	
Solid Doors				
T-23DT	2 / 3	1/10	1/3	27" x 29 1/2" x 78 3/8"
T-49DT†	2 / 6	1/3	1/3	54 1/8" x 29 1/2" x 78 3/8"
Glass Doors				
T-23DT-G	2 / 3	1/6	1/2	27" x 29 3/4" x 78 3/8"
Solid Half-Doors				
T-49DT-4‡	4 / 6	1/3	1/3	54 1/8" x 29 1/2" x 78 3/8"

* Height does not include 5" for castor height or 6" for optional legs

† Depth does not include 1 3/8" for door handle (glass door units only)

‡ Requires 115/208-230/60 Hz, single phase, 3 pole, 4 wire circuit

Spec Series Reach-Ins

- Foamed-in-place polyurethane high density cell insulation (CFC free)
- Energy efficient, "Low-E", thermal glass on glass door models
- Exterior mounted digital thermometer
- Positive seal self-closing doors with 120° stay open feature. Lifetime guaranteed door hinges
- LED interior lighting (STR/STA models standard; STG optional)
- 5" diameter castors standard, 6" legs available
- Self-contained system

Refrigerators:

- Environmentally friendly (134A), refrigeration system, factory sealed and pre-lubricated for long life - holds 33° to 38°F
- HC Models use R290 Hydrocarbon refrigerant

Freezers:

- Environmentally friendly (R404A), refrigerant
- Freezer holds -10°F (air off evaporator coil, -20°F)

Heated Cabinets:

- Holding temperatures of 80° to 180°F with manual humidity control

Dual Temperature Cabinets:

- Equipped with two, self-contained, independent refrigeration systems (CFC free)
- Left side refrigerator holds 33° to 38°F, Right side freezer holds -10°F



STR2R-2HG/2HS



STA1DT-2HS

Series Variations

STR Series

Exterior - Stainless steel door, front & sides

Interior - Stainless steel side walls, back, floor, ceiling & door liner

STA Series

Exterior - Stainless steel door, front & sides

Interior - Aluminum sides walls & back, Stainless steel floor and ceiling

STG Series

Exterior - Stainless steel door, front & aluminum sides

Interior - Aluminum side walls & back. Stainless steel floor & ceiling

Reach-In Refrigerators	Doors	HP	L x D† x H*
Solid Doors			
ST()1R-1S-HC	1	1/3	27 1/2" x 33 3/4" x 77 3/4"
ST()2R-2S	2	1/2	52 5/8" x 33 3/4" x 77 3/4"
ST()3R-3S	3	1/2	77 3/4" x 33 3/4" x 77 3/4"
Glass Doors			
ST()1R-1G-HC	1	1/3	27 1/2" x 33 3/4" x 77 3/4"
ST()2R-2G	2	1/2	52 5/8" x 33 3/4" x 77 3/4"
ST()3R-3G	3	1/2	77 3/4" x 33 3/4" x 77 3/4"
Solid Half Doors			
ST()1R-2HS-HC	2	1/3	27 1/2" x 33 3/4" x 77 3/4"
ST()2R-4HS	4	1/2	52 5/8" x 33 3/4" x 77 3/4"
ST()3R-6HS	6	1/2	77 3/4" x 33 3/4" x 77 3/4"
Glass Half Doors			
ST()1R-2HG-HC	2	1/3	27 1/2" x 33 3/4" x 77 3/4"
ST()2R-4HG	4	1/2	52 5/8" x 33 3/4" x 77 3/4"
Combination Half Doors			
ST()1R-1HG/1HS-HC	2	1/3	27 1/2" x 33 3/4" x 77 3/4"
ST()2R-2HG/2HS	4	1/2	52 5/8" x 33 3/4" x 77 3/4"

* Height does not include 6 1/8" for castor height or 6" for optional legs and 1/4" for system mechanical components

† Depth does not include 1 1/2" for door handle

Reach-In Freezers	Doors	HP	L x D† x H*
Solid Doors			
ST()1F-1S	1	1/2	27 1/2" x 33 3/4" x 77 3/4"
ST()2F-2S	2	3/4	52 5/8" x 33 3/4" x 77 3/4"
Glass Doors			
ST()1F-1G	1	3/4	27 1/2" x 33 3/4" x 77 3/4"
HALF DOORS			
ST()1F-2HS	2	1/3	27 1/2" x 33 3/4" x 77 3/4"
ST()2F-4HS	4	3/4	52 5/8" x 33 3/4" x 77 3/4"
Reach-In Heated Cabinets			
		Watts	
Solid Doors			
ST()1H-1S	1	1500	27 1/2" x 33 3/4" x 77 3/4"
ST()2H-2S	2	3000	52 5/8" x 33 3/4" x 77 3/4"
Reach-In Dual Temperature Cabinets			
		Doors	
Solid Doors			
ST()1DT-2HS	2	1/3 - 1/3	27 1/2" x 33 3/4" x 77 3/4"
ST()2DT-2S	2	1/3 - 1/2	52 5/8" x 33 3/4" x 77 3/4"

True®

STG Series Pass-Thrus

- Oversized and balanced, environmentally friendly, refrigeration system, factory sealed and pre-lubricated for long life
- HC Models use R290 Hydrocarbon refrigerant
- Food safe refrigerators hold 33° to 38°F
- Stainless steel front and door with matching aluminum sides
- Refrigeration units interior have aluminum side walls and back; stainless steel floor and ceiling
- Shelving - 3 heavy duty, PVC wire shelves per section (heated cabinets are standard with chrome shelves)
- The utility of the "STG" series pass-thru is in its ability to be a server station for cold dishes. Designed to become a central station, rear-loaded from the kitchen prep area to be front-accessed by servers
- Foamed-in-place using Ecomate, a high density polyurethane insulation that has zero ozone depletion and zero global warming potential
- Positive seal self-closing doors with 120° stay open feature
- Lifetime guaranteed door hinges
- LED interior lighting, safety shielded
- 5" diameter plate castors standard equipment; 6" legs available
- Self-contained system

Heated Cabinets:

- Heater - stainless steel for corrosion resistance
- Powerfully provides holding temperatures of 140° to 180°F throughout the cabinet for uniform, forced-air, heating



True

STG1RPT-1G-1G

STG2RPT-2S-2S

Pass-Thru Refrigerators	Doors	HP	L x D† x H*
Solid Doors			
STG1RPT-1S-1S-HC	2	1/3	27½" x 36½" x 77¾"
STG2RPT-2S-2S	4	1/2	52½" x 36½" x 77¾"
Half-Door Solid Front Doors			
STG1RPT-2HS-1S-HC	3	1/3	27½" x 36½" x 77¾"
STG2RPT-4HS-2S	6	1/2	52½" x 36½" x 77¾"
Glass Front/Solid Rear Doors			
STG1RPT-1G-1S-HC	2	1/3	27½" x 36½" x 77¾"
STG2RPT-2G-2S	4	1/2	52½" x 36½" x 77¾"
Half-Door Glass Front/Solid Rear Doors			
STG1RPT-2HG-1S-HC	3	1/3	27½" x 36½" x 77¾"
STG2RPT-4HG-2S	6	1/2	52½" x 36½" x 77¾"
Half-Door Combo Front/Solid Rear Doors			
STG1RPT-1HG/1HS-1S-HC	3	1/3	27½" x 36½" x 77¾"
STG2RPT-2HG/2HS-2S	6	1/2	52½" x 36½" x 77¾"
Solid Front/Glass Rear Doors			
STG1RPT-1S-1G-HC	2	1/3	27½" x 36½" x 77¾"
STG2RPT-2S-2G	4	1/2	52½" x 36½" x 77¾"
Half-Door Solid Front/Glass Rear Doors			
STG1RPT-2HS-1G-HC	3	1/3	27½" x 36½" x 77¾"
STG2RPT-4HS-2G	6	1/2	52½" x 36½" x 77¾"

Pass-Thru Refrigerators	Doors	HP	L x D† x H*
Glass Front Door/Glass Rear Doors			
STG1RPT-1G-1G-HC	2	1/3	27½" x 36½" x 77¾"
STG2RPT-2G-2G	4	1/2	52½" x 36½" x 77¾"
Half-Door Glass Front/Glass Rear Doors			
STG1RPT-2HG-1G	3	1/3	27½" x 36½" x 77¾"
STG2RPT-4HG-2G	6	1/2	52½" x 36½" x 77¾"

Half-Door Combo Front/Glass Rear Doors

STG1RPT-1HG/1HS-1G-HC	3	1/3	27½" x 36½" x 77¾"
STG2RPT-2HG/2HS-2G	6	1/2	52½" x 36½" x 77¾"

* Height does not include 6½" for castor height or 6" for optional legs or 1¼" for system mechanical components

† Depth does not include 1½" for door handles (glass door models only)

Models with glass front & rear doors will be 3"

Pass-Thru Heated Cabinets	Doors	Watts	L x D x H*
Solid Doors			
STG1HPT-1S-1S‡	2	1500	27½" x 36½" x 77¾"
STG2HPT-2S-2S‡	4	3000	52½" x 36½" x 77¾"

* Height does not include 6¼" for castor height or 6" for optional legs or ¼" for system mechanical components

‡ Requires 115/208-240/60 Hz, single phase, 15 amp dedicated outlet

Note: STG2HPT-2S-2S requires hard wiring

STR Series Pass-Thrus

- Shelving - 1 interior kit option included per full section at no charge.
4 different interior kits available
- Exterior - stainless steel door, front and sides
- Interior - stainless steel walls, back, floor, door liner & ceiling
- Foamed-in-place using Ecomate, a high density polyurethane insulation that has zero ozone depletion and zero global warming potential
- Positive seal self-closing doors with 120 degree stay open feature
- Lifetime guaranteed door hinges
- LED interior lighting
- 5" diameter plate castors standard equipment, 6" legs available
- Self-contained system

Refrigerators:

- Oversized and balanced, environmentally friendly (134A), refrigeration system, factory sealed and pre-lubricated for long life - holds 33° to 38°F
- The utility of the "STR" series pass-thru is in its ability to be a server station for cold dishes. Designed to become a central station, rear-loaded from the kitchen prep area to be front-accessed by servers

Heated Cabinets:

- Heater - stainless steel for corrosion resistance
- Powerfully provides holding temperatures of 140° to 180°F throughout the cabinet for uniform, forced-air heating
- Exterior mounted, color coded temperature monitor
- Pass-thru heated cabinet designed to be rear-loaded from prep area and front accessed

True®



STR1RPT-1S-1S

STR2RPT-2HG/2HS-2G

Pass-Thru Refrigerators	Doors	HP	L x D† x H*
Solid Front/Solid Rear Doors			
STR1RPT-1S-1S-HC	2	1/3	27½" x 36⅞" x 77¾"
STR2RPT-2S-2S	4	1/2	52⅝" x 36⅞" x 77¾"
Solid Front Half Doors/Solid Rear Doors			
STR1RPT-2HS-1S-HC	3	1/3	27½" x 36⅞" x 77¾"
STR2RPT-4HS-2S	6	1/2	52⅝" x 36⅞" x 77¾"
Glass Front/Solid Rear Doors			
STR1RPT-1G-1S-HC	2	1/3	27½" x 36⅞" x 77¾"
STR2RPT-2G-2S	4	1/2	52⅝" x 36⅞" x 77¾"
Glass Front Half Doors/Solid Rear Doors			
STR1RPT-2HG-1S-HC	3	1/3	27½" x 36⅞" x 77¾"
STR2RPT-4HG-2S	6	1/2	52⅝" x 36⅞" x 77¾"
Combo Front Half Doors/Solid Rear Doors			
STR1RPT-1HG/1HS-1S-HC	3	1/3	27½" x 36⅞" x 77¾"
STR2RPT-2HG/2HS-2S	6	1/2	52⅝" x 36⅞" x 77¾"
Solid Front/Glass Rear Doors			
STR1RPT-1S-1G-HC	2	1/3	27½" x 36⅞" x 77¾"
STR2RPT-2S-2G	4	1/2	52⅝" x 36⅞" x 77¾"
Solid Front Half Doors/Glass Rear Doors			
STR1RPT-2HS-1G-HC	3	1/3	27½" x 36⅞" x 77¾"
STR2RPT-4HS-2G	6	1/2	52⅝" x 36⅞" x 77¾"

Pass-Thru Refrigerators	Doors	HP	L x D† x H*
Glass Front/Glass Rear Doors			
STR1RPT-1G-1G-HC	2	1/3	27½" x 36⅞" x 77¾"
STR2RPT-2G-2G	4	1/2	52⅝" x 36⅞" x 77¾"
Glass Front Half Doors/Glass Rear Doors			
STR1RPT-2HG-1G-HC	3	1/3	27½" x 36⅞" x 77¾"
STR2RPT-4HG-2G	6	1/2	52⅝" x 36⅞" x 77¾"
Combo Front Half Door/Glass Rear Doors			
STR1RPT-1HG/1HS-1G-HC	3	1/3	27½" x 36⅞" x 77¾"
STR2RPT-2HG/2HS-2G	6	1/2	52⅝" x 36⅞" x 77¾"

* Height does not include 6⅞" for castor height or 6" for optional legs or ¼" for system mechanical components

† Depth does not include 1½" for door handles (glass door models only)
Models with glass front & rear doors will be 3"

Pass-Thru Heated Cabinets	Doors	Watts	L x D x H*
Solid Doors			
STR1HPT-1S-1S‡	2	1500	27½" x 36⅞" x 77¾"
STR2HPT-2S-2S‡	4	3000	52⅝" x 36⅞" x 77¾"

* Height does not include 6⅞" for castor height or 6" for optional legs or ¼" for system mechanical components

‡ Requires 115/208-240/60 Hz, single phase, 20 amp dedicated outlet

Note: STR2HPT-2S-2S requires hard wiring

Foamed-in-place using Ecomate, a high density polyurethane insulation that has zero ozone depletion and zero global warming potential.



STG1RRT89-1S-1S

STG2RRT-2S-2S

STG Series Roll-Ins & Roll-Thrus

- Stainless steel doors and front with aluminum sides
- Interior - attractive, NSF approved, aluminum sides and back. Stainless floor and ceiling
- Three rugged cam-lift hinges per door - lifetime guaranteed. Designed for easy product access with a full 180° open capability and stay open feature at 120°
- Heavy gauge stainless steel ramp standard for each door
- Incandescent interior lighting
- Self-contained system
- The 83¾" high cabinets accept roll-in racks (inboard caster) with maximum dimensions of 27"w x 29"d x 66"h
- The "89" cabinets accept roll-in racks (inboard caster) with maximum dimensions of 27"w x 29"d x 72"h

Refrigerators:

- Oversized and balanced, environmentally friendly, refrigeration system, factory sealed and pre-lubricated for long life - hold 33° to 38°F
- Energy saver switch

Freezers:

- Oversized and balanced, environmentally friendly, refrigeration system, factory sealed and pre-lubricated for long life
- Freezer holds -10°F (air off evaporator coil, -20°F) for the best in food preservation

Heated Cabinets:

- Heater - stainless steel for corrosion resistance
- Powerfully provides holding temperatures of 140° to 180°F throughout the cabinet for uniform, forced-air, heating
- Roll-thru heated cabinet designed to be rear-loaded from prep area and front accessed

Roll-In Refrigerators	Doors	HP	L x D x H*
STG1RRI-1S	1	⅓	35" x 34¾" x 83¾"
STG2RRI-2S	2	½	68" x 34¾" x 83¾"
STG1RRI89-1S	1	⅓	35" x 34¾" x 88¾"
STG2RRI89-2S	2	½	68" x 34¾" x 88¾"
Roll-Thru Refrigerators			
STG1RRT-1S-1S	2	⅓	35" x 37½" x 83¾"
STG2RRT-2S-2S	4	½	68" x 37½" x 83¾"
STG1RRT89-1S-1S	2	⅓	35" x 37½" x 88¾"
STG2RRT89-2S-2S	4	½	68" x 37½" x 88¾"
Roll-In Freezer			
STG1FRI-1S	1	¾	35" x 34¾" x 83¾"
Roll-In Heated Cabinets	Doors	Watts	L x D x H*
STG1HRI-1S ‡	1	2000	35" x 34¾" x 83¾"
STG2HRI-2S ‡	2	4000	68" x 34¾" x 83¾"
STG1HRI89-1S ‡	1	2000	35" x 34¾" x 88¾"
Roll-Thru Heated Cabinets			
STG1HRT-1S-1S ‡	2	2000	35" x 37½" x 83¾"
STG2HRT-2S-2S ‡	4	4000	68" x 37½" x 83¾"
STG1HRT89-1S-1S ‡	2	2000	35" x 37½" x 88¾"

* Height does not include ¼" for system mechanical components

‡ Requires 115/208-240/60 Hz, single phase, 20 amp dedicated outlet

Note: STG2HRI-2S and STG2HRT-2S-2S requires hard wiring

STR Series Roll-Ins & Roll-Thrus

- Accepts roll-in rack (inboard castor) with maximum dimensions of 27" w x 29" d x 66" h. The "89" cabinets accept roll-in/thru rack (inboard castor) with maximum dimensions of 27" w x 29" d x 72" h (supplied by others)
- Exterior - stainless steel door, front and sides
- Interior - stainless steel walls, floor, door liner and ceiling
- Three rugged cam-lift hinges per door - lifetime guaranteed. Designed for easy product access with a full 180° open capability and stay open feature at 120°
- Heavy gauge stainless steel ramp standard for each door
- Foamed-in-place using Ecomate, a high density polyurethane insulation that has zero ozone depletion and zero global warming potential
- Incandescent interior lighting
- Self-contained system

Refrigerators:

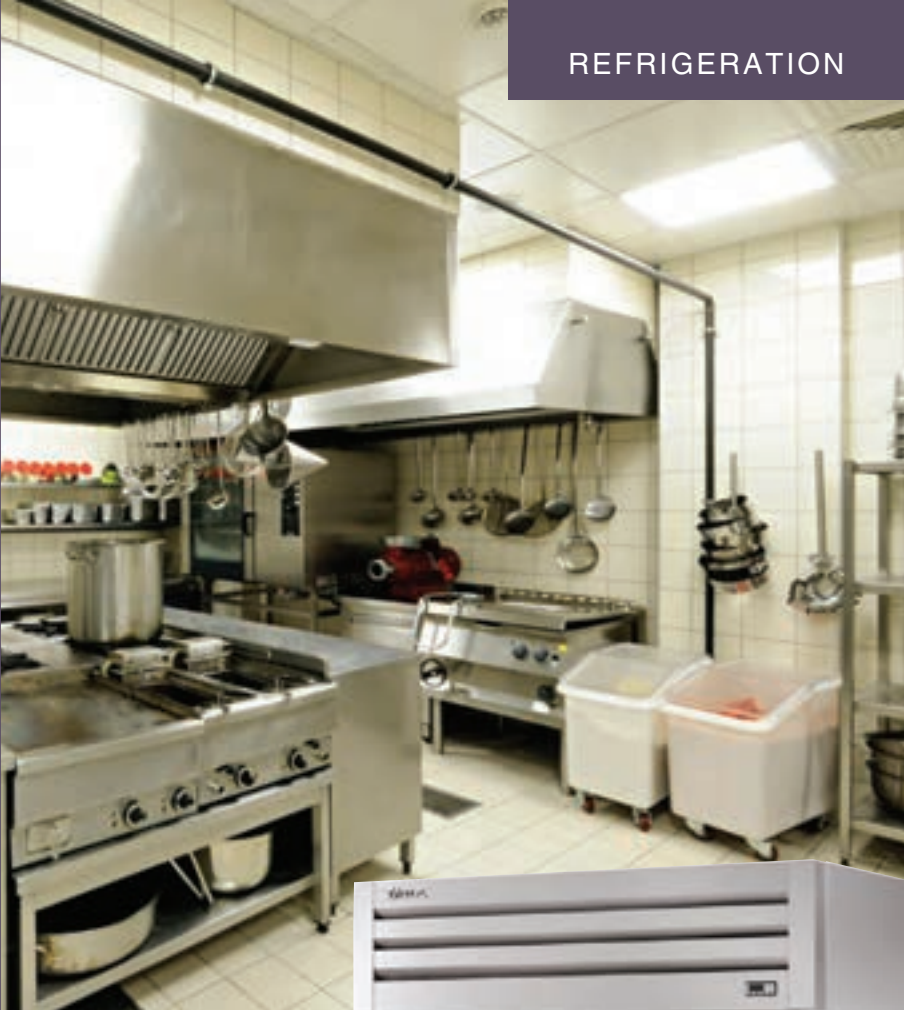
- Oversized and balanced, environmentally friendly (134A), refrigeration system, factory sealed and pre-lubricated for long life - holds 33° to 38°F
- Exterior mounted digital electronic thermometer

Freezers:

- Oversized and balanced, environmentally friendly, (R404A) refrigeration system, factory sealed and pre-lubricated for long life - holds -10°F (air off evaporator coil, -20°F)
- Ideal for roll-in racks supporting frozen food and ice cream
- Automatic defrost system time-initiated, temperature-terminated

Heated Cabinets:

- Heater - stainless steel for corrosion resistance
- Powerfully provides holding temperatures of 140° to 180°F throughout the cabinet for uniform, forced-air, heating
- Roll-thru heated cabinet designed to be rear-loaded from prep area and front accessed



Roll-In Refrigerators	Doors	HP	L x D x H*
STR1RRI-1S	1	1/4	35" x 34 3/4" x 83 3/4"
STR2RRI-2S	2	1/2	68" x 34 3/4" x 83 3/4"
STR1RRI89-1S	1	1/4	35" x 34 3/4" x 88 3/4"
STR2RRI89-2S	2	1/2	68" x 34 3/4" x 88 3/4"

Roll-In Freezer	Doors	HP	L x D x H*
STR1FRI-1S	1	3/4	35" x 34 3/4" x 83 3/4"

Roll-Thru Refrigerators	Doors	HP	L x D x H*
STR1RRT-1S-1S	2	1/4	35" x 37 1/2" x 83 3/4"
STR2RRT-2S-2S	4	1/2	68" x 37 1/2" x 83 3/4"
STR1RRT89-1S-1S	2	1/4	35" x 37 1/2" x 88 3/4"
STR2RRT89-2S-2S	4	1/2	68" x 37 1/2" x 88 3/4"

Roll-In Heated Cabinets	Doors	Watts	L x D x H
STR1HRI-1S ‡	1	2000	35" x 34 3/4" x 83 3/4"
STR2HRI-2S ‡	2	4000	68" x 34 3/4" x 83 3/4"
STR1HRI89-1S ‡	1	2000	35" x 34 3/4" x 88 3/4"

Roll-Thru Heated Cabinets	Doors	Watts	L x D x H
STR1HRT-1S-1S ‡	2	2000	35" x 37 1/2" x 83 3/4"
STR2HRT-2S-2S ‡	4	4000	68" x 37 1/2" x 83 3/4"
STR1HRT89-1S-1S ‡	2	2000	35" x 37 1/2" x 88 3/4"

* Height does not include 1/4" for system mechanical components

‡ Requires 115/208-240/60 Hz, single phase, 20 amp dedicated outlet

Note: STR2HRI-2S, STR2HRT-2S-2S require hard wiring



STR1RRT-1S-1S

STR2RRI-2S

STA Series Pass-Thrus, Roll-Ins & Roll-Thrus

- Factory engineered, self-contained, capillary tube system using environmentally friendly (CFC) 134a refrigerant; HC models use R290 hydrocarbon refrigerant that has zero ozone depletion
- Exterior - Stainless steel doors, front and sides
- Interior - NSF approved, aluminum sides, back, stainless floor and ceiling
- Incandescent interior lighting

Pass-Thru Refrigerators:

- Shelving - (3) heavy duty, chrome plated wire shelves per section (4) different interior kits available
- Food safe refrigerators hold 33° to 38°F
- The utility of the "STA" series pass-thru is in its ability to be a server station for cold dishes. Designed to become a central station, rear-loaded from the kitchen prep area to be front-accessed by servers
- Door locks standard
- 5" diameter plate castors standard equipment, 6" legs available

Roll-In & Roll-Thru Refrigerators:

- Accepts roll-in rack (inboard castor) with maximum dimensions of 27"w x 29"d x 66"h, The "89" cabinets accept roll-in/thru rack (inboard castor) with maximum dimensions of 27"w x 29"d x 72"h (supplied by others)
- Heavy gauge doors

Freezers:

- Freezer holds -10°F (air off evaporator coil, -20°F)
- Automatic defrost system time-initiated, temperature-terminated

Heated Cabinets:

- Heater - stainless steel for corrosion resistance
- Provides holding temperatures of 140° to 180°F throughout the cabinet for uniform, forced-air, heating
- Roll-thru heated cabinet designed to be rear-loaded from prep area and front accessed



STA1RPT-1HG/1HS-1S

TRUE®

Pass-Thru Refrigerators	Doors	HP	L x D† x H*
Solid Front/Solid Rear Doors			
STA1RPT-1S-1S-HC	2	1/3	27½" x 36½" x 77¾"
STA2RPT-2S-2S	4	1/2	52½" x 36½" x 77¾"

Solid Front Half Door/Solid Rear Doors			
STA1RPT-2HS-1S-HC	3	1/3	27½" x 36½" x 77¾"
STA2RPT-4HS-2S	6	1/2	52½" x 36½" x 77¾"

Glass Front/Solid Rear Doors			
STA1RPT-1G-1S-HC	2	1/3	27½" x 36½" x 77¾"
STA2RPT-2G-2S	4	1/2	52½" x 36½" x 77¾"

Glass Front Half Doors/Solid Rear Doors			
STA1RPT-2HG-1S-HC	3	1/3	27½" x 36½" x 77¾"
STA2RPT-4HG-2S	6	1/2	52½" x 36½" x 77¾"

Combo Front Half Doors/Solid Rear Doors			
STA1RPT-1HG/1HS-1S-HC	3	1/3	27½" x 36½" x 77¾"
STA2RPT-2HG/2HS-2S	6	1/2	52½" x 36½" x 77¾"

Solid Front/Glass Rear Doors			
STA1RPT-1S-1G-HC	2	1/3	27½" x 36½" x 77¾"
STA2RPT-2S-2G	4	1/2	52½" x 36½" x 77¾"

Solid Front Half Doors/Glass Rear Doors			
STA1RPT-2HS-1G-HC	3	1/3	27½" x 36½" x 77¾"
STA2RPT-4HS-2G	6	1/2	52½" x 36½" x 77¾"

Glass Front/Glass Rear Doors			
STA1RPT-1G-1G-HC	2	1/3	27½" x 36½" x 77¾"
STA2RPT-2G-2G	4	1/2	52½" x 36½" x 77¾"

Glass Front Half Doors/Glass Rear Doors			
STA1RPT-2HG-1G-HC	3	1/3	27½" x 36½" x 77¾"
STA2RPT-4HG-2G	6	1/2	52½" x 36½" x 77¾"

Combo Front Half Door/Glass Rear Doors			
STA1RPT-1HG/1HS-1G-HC	3	1/3	27½" x 36½" x 77¾"
STA2RPT-2HG/2HS-2G	6	1/2	52½" x 36½" x 77¾"

* Height does not include 6½" for castor height or 6" for optional legs and ¼" for system mechanical components

† Depth does not include 1½" for door handles front and rear (glass door models only)

Roll-In Refrigerators	Doors	HP	L x D x H*
STA1RRI-1S	1	1/3	35" x 34¾" x 83¾"
STA2RRI-2S	2	1/2	68" x 34¾" x 83¾"
STA1RRI89-1S	1	1/3	35" x 34¾" x 88¾"
STA2RRI89-2S	2	1/2	68" x 34¾" x 88¾"

Roll-Thru Refrigerators	Doors	HP	L x D x H*
STA1RRT-1S-1S	2	1/3	35" x 37½" x 88¾"
STA2RRT-2S-2S	4	1/2	68" x 37½" x 83¾"
STA1RRT89-1S-1S	2	1/3	35" x 37½" x 88¾"
STA2RRT89-2S-2S	4	1/2	68" x 37½" x 88¾"

Roll-In Freezer	Doors	Watts	L x D x H*
STA1FRI-1S	1	¾	35" x 34¾" x 83¾"

Roll-In Heated Cabinets	Doors	Watts	L x D x H*
STA1HRI-1S ‡	1	2000	35" x 34¾" x 83¾"
STA2HRI-2S ‡	2	4000	68" x 34¾" x 83¾"
STA1HRI89-1S ‡	1	2000	35" x 34¾" x 88¾"

Roll-Thru Heated Cabinets	Doors	Watts	L x D x H*
STA1HRT-1S-1S ‡	2	2000	35" x 37½" x 83¾"
STA2HRT-2S-2S ‡	4	4000	68" x 37½" x 83¾"
STA1HRT89-1S-1S ‡	2	2000	35" x 37½" x 88¾"

* Height does not include ¼" for system mechanical components

‡ Requires 115/208-240/60 Hz, single phase, 20 amp dedicated outlet

Note: STA2HRI-2S, STA2HRT-2S-2S require hard wiring

Horizon Series Top Mounted Reach-Ins

- Designed to perform in high ambient kitchens
- Heavy duty S/S front (doors and grilles), continuous coil coated sides, top, back, and bottom are galvanized steel
- Aluminum interior standard, S/S options available
- Self-closing field reversible doors with 120° stay open feature for loading
- Anti-microbial door handles
- Expansion valve technology (freezer models)
- 6" adjustable casters standard (optional 3" casters or 6" legs)
- 2" foamed-in-place CFC and HCFC-free polyurethane insulation
- 3 year parts and labor warranty and an additional 2 year compressor warranty
- ENERGY STAR® qualified
- 32"d x 78½"h
- 115V (HF3-5S 208-230V)



Tested and certified to ambient class of 100°F.

Refrigerators	Length	Doors/Shelves	Cu Ft	HP
HR1-1S	26"	1 / 3	24	1/3
HR2-1S	52"	2 / 6	49	1/3
HR3-1S	78"	3 / 9	74	1/2
Freezers				
HF1-1S	26"	1 / 3	24	1/2
HF2-1S	52"	2 / 6	49	3/4
HF3-5S	78"	3 / 9	74	1

Available options:

Full solid, full glass, half-solid, half-glass door models available, LED lighting for glass doors, chrome plated shelves, stainless steel shelves, seismic legs, tray slide kits, left and right hand hinged models



HR1-1S



HR2-1S

Refrigerated Cook Stands

- Complete stainless steel exterior, aluminum interior
- 12 gauge stainless steel drawer frames
- 3 stainless steel ball bearings per side
- Foamed-in-place CFC and HCFC-free polyurethane insulation
- Top drawers accommodate 6" deep pans and bottom drawers accommodate 4" deep pans
- Exterior digital thermometer
- Operates at 36° - 38°F
- Environmentally friendly R134a refrigerant
- Lifetime warranty on all drawers and slides
- Heavy duty 6" casters with brakes
- 32"d x 26¾"h
- 115V



Tested and certified to ambient class of 100°F.



WTRCS52-1



	Drawers	Cu Ft	HP
WTRCS36-1	36"w 2	8.5	1/3
WTRCS52-1	52"w 2	9.7	1/3
WTRCS60-1	60"w 2	11.1	1/3
WTRCS72-1	72"w 4	17.5	1/3
WTRCS84-1	84"w 4	17.5	1/3
WTRCS112-1	112"w 6	24.5	1/4

Vista Series Reach-Ins

- Stainless steel front and door
- Aluminum interior
- Foamed-in-place CFC and HCFC-free polyurethane insulation
- Refrigerators maintain product temperatures between 36 - 38°F; freezers maintain product temperatures to -10°F
- Anti-microbial door handles
- Self-closing doors with 120° stay-open feature
- Three heavy duty, adjustable epoxy coated wire shelves per section
- 6" heavy-duty casters, two with brakes
- 3 year parts and labor warranty plus an additional 2 year compressor warranty
- 33¾"d x 78"h
- 115V

Tested and certified to ambient class of 100°F.



RB49-1S

Refrigerators	Length	Doors/Shelves	Cu Ft	HP
RB23-1S	27¼"	1 / 3	23	1/3
RB27-1S	30"	1 / 3	27	1/3
RB49-1S	52"	2 / 6	49	1/3
RB72-1S	75"	3 / 9	72	1/2
Freezers				
FB23-1S	27¼"	1 / 3	23	1/2
FB27-1S	30"	1 / 3	27	3/4
FB49-1S	52"	2 / 6	49	3/4
FB72-1S	75"	3 / 9	72	3/4

*All models also available in full glass doors, solid half doors, and glass half doors

Refrigerators and Freezers

- Exclusive Secure-Temp 1.0™ temperature monitoring for instant notification of power outages, cabinet failure, doors open, and preventative maintenance
- No monthly monitoring fees or software fees
- V-TEMP™ electronic control system
- LED lights with proximity door switch, activates interior lighting
- Expansion valve technology
- 20 gauge, stainless steel doors
- Dual speed, energy efficient EC fan motors
- Santoprene door gaskets with exclusive 2 year warranty
- Stainless steel breaker strips
- 3 year parts & labor warranty plus an additional 2 year compressor warranty

Reach-Ins & Pass-Thrus

- 6" Adjustable stainless steel legs

Roll-In & Roll-Thrus

- Stainless steel floor and ramp

VICTORY



Refrigerators	Length	Doors/Shelves	HP
Reach-Ins - 35"d x 84¼"h			
RS-1D-S1	26½"	1 / 3	⅓
RS-2D-S1	52⅞"	2 / 6	⅓
RS-3D-S1	77¾"	3 / 9	½
Pass-Thrus - 39¼"d x 84¼"h			
RS-1D-S1-PT	26½"	1 / 3	⅓
RS-2D-S1-PT	52⅞"	2 / 6	⅓
RS-3D-S1-PT	77¾"	3 / 9	½
Roll-Ins - 36½"d x 84¼"h			
RIS-1D-S1	36½"	1 / 0	⅓
RIS-2D-S1	68⅞"	2 / 0	½
RIS-3D-S1	101¼"	3 / 0	¾
Roll-Thrus - 40⅝"d x 84¼"h			
RIS-1D-S1-RT	36½"	1 / 0	½
RIS-2D-S1-RT	68⅞"	2 / 0	½
RIS-3D-S1-RT	101¼"	3 / 0	¾
Freezers			
Reach-Ins - 35"d x 84¼"h			
FS-1D-S1	26½"	1 / 3	⅓
FS-2D-S1	52⅞"	2 / 6	⅓
FS-3D-S1	77¾"	3 / 9	¾
Pass-Thrus - 39¼"d x 84¼"h			
FS-1D-S1-PT	26½"	1 / 3	½
FS-2D-S1-PT	52⅞"	2 / 6	¾
FS-3D-S1-PT	77¾"	3 / 9	1
Roll-Ins - 36½"d x 84¼"h			
FIS-1D-S1	36½"	1 / 0	¾
FIS-2D-S1	68⅞"	2 / 0	1
FIS-3D-S1	101¼"	3 / 0	2½
Roll-Thrus - 40⅝"d x 84¼"h			
FIS-1D-S1-RT	36½"	1 / 0	1
FIS-2D-S1-RT	68⅞"	2 / 0	2
FIS-3D-S1-RT	101¼"	3 / 0	2½



RS-1D-S1



RS-2D-S1



On board recipe book with
68 pre-set programs.

Reach-In Blast Chiller/Shock Freezer

- Full electronic control with automatic defrost & on demand defrost
- Hard chill, soft chill, shock freeze, & thawing mode with holding cycle available
- 30 programmable memory settings
- Self-closing, flush mount door heaters and removable magnetic door gaskets
- Operates on cabinet temperature by air or single point temperature probe
- Accommodates 18" x 26" & 12" x 20" pans
- Single and double trolley models available on roll-in and roll-thru models
- Standard and extra wide door models for combi oven carts
- Printer and USB port options available
- Self-contained and remote models available
- Worktop, undercounter, reach-in, roll-in, and roll-thru models available
- 3 year parts & labor warranty plus an additional 2 year compressor warranty

	L x D x H	Pan (18" x 26") Capacity	Chilling* Pan Capacity	Freezing* Pan Capacity
VBCF-8-70U	33.5" x 33.5" x 52"	8	70	40
VBCF-12-100U	33.5" x 33.5" x 70.9"	12	100	70
VBCF-13-140U	43.3" x 34.7" x 70.9"	13	140	100
VBCF-16-140U	33.5" x 33.5" x 76.8"	16	140	100

*Based on Chilling: (90 min), Freezing: (240 min)



Exclusive Thaw Model Option:

- Thaw frozen food in a controlled ambient
- Once thawing cycle is complete, the machine is working as a refrigerator so HACCP safety is absolute
- Freedom to start your cycle in the evening and it will be ready and safe once you are back at work in the morning
- No need to purchase 2 machines
- Your shock freezer can perform both functions



Air Curtain Refrigerators

- Exclusive Secure-Temp 1.0™ temperature monitoring for instant notification of power outages, cabinet failure, doors open, and preventative maintenance. **No monthly monitoring fees or software fees**
- Dual thermometer maintains temperatures of 38°F, 41°F or less for one hour with the door open
- LED Lighting
- Stainless steel exterior and interior
- Stainless steel rear mounted push bar handle with rubber bumpers
- Ergonomic door handles
- Flush recessed side hand grips
- Full 270° door swing with stay-open locking device
- 32.5 Cubic feet
- 15 pair adjustable stainless steel pan slides (18" - 26")
- 7¼" heavy duty casters
- Santoprene door gaskets with exclusive 2 year warranty
- 3 year parts & labor warranty plus an additional 2 year compressor warranty

ACRS-1D-S1-STS Solid Door
ACRS-1D-S1-STS-GD Glass Door

Secure-Temp 1.0™ is the industry's first and only full service temperature monitoring solution for your kitchen.

VICTORY





Microprocessor Controls

- 3-digit LED display (both °F & °C)
- Water resistant housing
- High/low temperature, door open, clean condenser and power loss alarms
- Visual defrost notification/defrost lockouts
- 3 year warranty



Spec Line Reach-Ins

One, Two & Three Section Reach-Ins,
Pass-Thrus, Roll-Ins & Roll-Thru Cabinets

- Exclusive INTELA-TRAUL® microprocessor for precise temperature control
- Their proprietary air-flow system
- Balanced energy efficient system
- "Load Sure" guard prevents improper loading
- Accommodates 18" x 26" sheet pans
- A variety of sizes to choose from
- Self contained or remote
- Many solid door ENERGY STAR® qualified models available

R SERIES Stainless Exterior/Interior

A SERIES Stainless Exterior/Anodized Aluminum Interior



High Quality G Series Reach-Ins

- Corrosion-resistant anodized aluminum sides & interior
- Reliable, energy efficient and durable with large storage capacities
- Full or half length doors with cylinder locks
- Easy-to-use microprocessor control
- Balanced refrigeration systems using either R-134a or R-404A refrigerant
- 21 1/8" wide clear door openings to accept 18" x 26" pans
- Three epoxy coated shelves per section, installed at the factory
- Sturdy, self-closing doors with a stay open feature
- One-piece stainless steel lift-up louver assembly
- Magnetic, snap-in EZ-Clean door gaskets
- Anti-condensate door perimeter heaters
- Automatic, non-electric condensate removal
- Many solid door ENERGY STAR® qualified models available

Refrigerators, Freezers, Pass-Thrus, Heated,
Remote, Export 220V, & Hinged Glass Door
Models Available





Reach-Ins

- Stainless steel exterior front and sides
- Bright white aluminum interior with stainless steel floor and coved corners
- Epoxy coated wire shelves
- Freezer doors have heating element to eliminate condensation
- Units hold full size sheet pans front to back with use of optional pan slide kit
- Electronic thermostat with external LED display
- Self closing doors that remain open at 90°
- Bottom mount compressor
- 32¾" d x 82¾" h
- 6" casters, 2 locking
- 1 year parts and labor warranty with an additional 4 year warranty on compressor



	Doors	Shelves	Width
Refrigerators			
AR23	1	3	26¾"
AR49	2	6	54"
Freezers			
AF23	1	3	26¾"
AF49	2	6	54"



Prep Tables

- Stainless steel exterior front and sides
- White ABS interior liner with stainless steel floor
- Plastic pans included
- Full length, heavy-duty cutting board included
- Self closing doors that remain open at 90°
- Electronic thermostat with external digital LED display
- 3" casters, 2 locking
- 1 year parts and labor warranty with an additional 4 year warranty on compressor



	Doors	Shelves	Pans	W x D x H
Sandwich/Salad Prep				
AST28R	1	1	(8) ½ Size	29" x 30" x 43⅓"
AST48R	2	2	(12) ½ Size	48¼" x 30" x 43⅓"
Pizza Prep				
APP48R	1	1	(6) ⅓ Size	47½" x 32¼" x 41"
APP71R	2	2	(9) ⅓ Size	71" x 32¼" x 41"

Open Merchandisers

- Endless design allows for line-ups
- Fits through most doorways
- Front bumper rail with 1" bumper
- Stylish 1½" end panels with choice of 3 different styles
- Available in remote, with high-efficiency air screen technology with electronic control system to maintain balanced temperatures
- Automatic defrost, drain is required
- 15" product reflecting mirror in produce cases
- 60" models also available
- Choice of colors – Black, White or Stainless

Howard • McCray

30" d Models
Also Available

Dairy

4 Shelves - 34½" d x 78½" h

SC-OD35E-3S-LS 39" long

SC-OD35E-4S-LS 51" long

SC-OD35E-6S-LS 75" long

Produce

3 Shelves - 34½" d x 78½" h

SC-OP35E-3S-LS 39" long

SC-OP35E-4S-LS 51" long

SC-OP35E-6S-LS 75" long

Packaged Meats/Deli

4 Shelves - 34½" d x 78½" h

SC-OM35E-3S-LS 39" long

SC-OM35E-4S-LS 51" long

SC-OM35E-6S-LS 75" long



SC-OD30E

(Black w/standard end panels)

SC-OP35E

(White w/standard end panels)

SC-OD35E-4-LED (Stainless Steel w/solid end panels)



Howard • McCray

Island Case Open Merchandisers

- 3 levels of stainless steel shelving, adjustable in 1" increments, with price tag molding
- Heavy duty plexiglas front rail
- LED lighting around the top (shelf lighting optional)
- Electronically controlled 1¼ hp refrigeration system with 404A refrigerant
- Removable deck pans and bottom panels for easy access
- Standard black interior and exterior with laminated top & base (optional white or stainless steel interior)
- Built in product stops at deck area
- 42" d x 60" h

60" Long

SC-OD42I-5

R-OD42I-5

84" Long

SC-OD42I-7

R-OD42I-7

Self Contained

Remote, w/R404A Expansion Valve

Self Contained

Remote, w/R404A Expansion Valve





Curved Glass Open Merchandisers

- Endless design for continuous lineups
- High impact bumper
- Removable step shelf
- Easy access front panel for serviceability
- Wide view Plexiglas front and curved plexi sides
- Electronic control system
- Available in Designer White, Glossy Black Aluminum or Stainless Steel exterior with Black or White interior
- 44"h

Howard - McCray



SC-OS30E-3C	39"w x 30"d
SC-OS30E-4C	51"w x 30"d
SC-OS30E-6C	75"w x 30"d



Hinged Glass Door Reach-Ins

- Heavy duty construction
- Foamed in place CFC free insulation
- 4 heavy duty epoxy coated shelves per door
- Aluminium ends, rear and floors
- Bottom mounted condensing unit
- LED lighting
- Available with Chrome, White or Black exterior
- 33½"d x 78½"h

Refrigerators

GR42BM	2 Doors	52¼"w
GR65BM	3 Doors	78"w
GR88BM	4 Doors	103¾"w
Freezers		
GF42BM	2 Doors	52¼"w
GF65BM	3 Doors	78"w
GF88BM	4 Doors	103¾"w

Endless Glass Door Reach-In Refrigerators & Freezers

- Epoxy coated shelves standard, also available in Black or Stainless Steel
- Designer white interior and exterior
- Endless design for continuous lineups
- Field reversible doors
- Stainless steel end trim
- Inset door frames
- Tall, 64"h glass doors for maximum visibility
- 35½"d x 78½"h overall

Refrigerators Freezers 24"w x 64"h Doors

RIN2-24	RIF2-24	2 Doors	54¾"w
RIN3-24	RIF3-24	3 Doors	78¾"w
RIN4-24	RIF4-24	4 Doors	102¾"w
RIN5-24	RIF5-24	5 Doors	126¾"w

Refrigerators Freezers 30"w x 64"h Doors

RIN2-30	RIF2-30	2 Doors	68"w
RIN3-30	RIF3-30	3 Doors	98½"w
RIN4-30	RIF4-30	4 Doors	128½"w
RIN5-30	RIF5-30	5 Doors	162"w



Options: Stainless Steel or Black Exteriors, Black Interior, Black or Gold Doors, LED Lights, Extra Shelves, Door Swing Change



Howard - McCray



True

Glass Door Merchandisers

- Factory engineered, self-contained, capillary tube system using environmentally friendly (CFC) 134a refrigerant; HC models use R290 hydrocarbon
- Exterior - durable and permanent non-peel or chip black laminated vinyl (white vinyl exterior available)
- Interior - attractive, NSF approved, white aluminum with stainless steel floor with convenient clean-out drain (wine merchandiser features black aluminum interior with mirrored back)
- Energy efficient, "Low-E", thermal glass doors
- Safety shielded LED interior lighting
- Adjustable, heavy duty, PVC coated wire shelves - 10 mil thick, pure grade vinyl coating. (Wine Merchandisers standard with 4 wine racks and 1 wire shelf per door)
- Positive seal self-closing doors
- Available with legs or 2½" diameter castors (GDM-10-HC-LD, GDM-10PT & GDM-12-HC-LD available with optional 2½" diameter castors only)



Scan for video



GDM-23W-LD



GDM-10PT-LD
(shown with optional black exterior)

Glass Swing Door	Doors	Shelves	HP	L x D† x H
GDM-10-HC-LD	1	3	1/8	24 7/8" x 23 1/8" x 53 1/2"
GDM-10PT-LD	1 Fr/1 Bk	3	1/8	24 7/8" x 25 3/4" x 53 1/2"
GDM-12-HC-LD	1	3	1/8	24 7/8" x 23 1/8" x 62 3/8"
GDM-19T-HC-LD	1	4	1/8	27" x 24 7/8" x 78 5/8"
GDM-23-HC-LD	1	4	1/8	27" x 29 7/8" x 78 5/8"
GDM-26-HC-LD	1	4	1/8	30" x 29 7/8" x 78 5/8"
GDM-35-LD	2	8	1/8	39 1/2" x 29 7/8" x 78 5/8"
GDM-43-LD	2	8	1/2	47 1/8" x 29 7/8" x 78 5/8"
GDM-49-HC-LD	2	8	1/2	54 1/8" x 29 7/8" x 78 5/8"
GDM-49RL-HC-LD*	2 Fr/2 Bk	8	1/2	54 1/8" x 32 3/8" x 78 5/8"
GDM-72-LD	3	12	3/4	78 1/8" x 29 7/8" x 78 5/8"
Glass Slide Door				
GDM-33-LD	2	8	1/8	39 1/2" x 29 7/8" x 78 5/8"
GDM-37-LD	2	8	1/8	43 1/2" x 29 7/8" x 78 5/8"
GDM-41-LD	2	8	1/8	47 1/8" x 29 7/8" x 78 5/8"
GDM-41SL-LD	2	8	1/8	47 1/8" x 24 1/8" x 78 5/8"
GDM-45-LD	2	8	1/2	51 1/8" x 29 7/8" x 78 5/8"
GDM-47-LD	2	8	1/2	54 1/8" x 29 7/8" x 78 5/8"
GDM-69-LD	3	12	3/4	78 1/8" x 29 1/2" x 78 5/8"

Front Glass Slide Doors/Solid Rear Swing Doors

GDM-47RL-LD* 2 Fr/2 Bk 8 1/2 54 1/8" x 32 1/8" x 78 5/8"

Wine Merchandiser

GDM-23W-LD 1 1 Wire/4 Wine 1/8 27" x 29 7/8" x 78 5/8"

Standard color for GDM's is black; white vinyl exterior is available at no extra charge

* Doors in rear are solid/swing

† Depth does not include 1 3/8" for door handle on Swing Door Models and 3/8" for door handle on Slide Door Models

Note: Wine merchandiser standard with door lock, four adjustable wire wine racks and one wire shelf



Ask your sales representative for the latest color & sign offerings available.





Glass Door Merchandisers

- Exterior, durable and permanent non-peel or chip black or white laminated vinyl
- Interior - NSF approved, white aluminum with stainless steel floor
- Energy efficient, double pane thermal insulated glass doors
- Safety shielded LED interior lighting
- Adjustable, PVC coated wire shelves (not available with Ice Merchandisers)
- Self-contained system, no plumbing required

Freezers:

- Environmentally friendly R290 hydrocarbon refrigerant;
- -HC units use hydrocarbon refrigerant
- Safety shielded LED interior lighting
- -10°F temperature (air off evaporator coil, -20°F – an ideal -10°F for storage of frozen foods)
- Adjustable, PVC coated wire shelves
- Illuminated sign panel included (decals on GDM-7F-LD, GDM-10F-LD & GDM-12F-LD)

Ice Merchandisers:

- Environmentally friendly (134A) refrigeration system, factory sealed and prelubricated
- Holds 20° to 25°F
- Capacity - GDIM-26NT holds 54 eight pound bags; GDIM-49NT holds 117 eight pound bags
- LED interior lighting



GDM-26NT-LD



GDM-26F-LD

Freezers	Swing Doors	Shelves	HP	L x D† x H
GDM-5F-LD	1	2	1/3	24" x 23 1/2" x 37 5/8"
GDM-7F-LD	1	3	1/3	24" x 24 3/4" x 39 3/4"
GDM-10F-LD	1	3	1/3	24 7/8" x 23 1/8" x 53 1/2"
GDM-12F-LD	1	3	1/3	24 7/8" x 23 3/8" x 62 2/8"
GDM-23F-LD	1	4	3/4	27" x 29 7/8" x 78 5/8"
GDM-26F-LD	1	4	3/4	30" x 29 7/8" x 78 5/8"
GDM-35F-LD	2	8	1 1/4	39 1/2" x 29 7/8" x 78 5/8"
GDM-43F-LD	2	8	1 1/4	47 1/8" x 29 7/8" x 78 5/8"
GDM-49F-HC-LD‡	2	8	1 1/2	54 1/2" x 29 7/8" x 78 5/8"
GDM-72F-HC-LD‡	3	12	1 1/2	78 1/8" x 29 7/8" x 78 5/8"

Ice Merchandisers

GDIM-26NT-LD	1	1 Floor Rack	1/3	30" x 29 7/8" x 78 5/8"
GDIM-49NT-LD	2	2 Floor Racks	1/2	54 1/8" x 29 7/8" x 78 5/8"

GDM-10F-LD & GDM-12F-LD depth does not include 1" for rear bumpers

‡Requires 115/208-230/60 Hz, single phase, 3 pole, 4 wire circuit

†Depth does not include 1 1/4" for door handle



GEM-23-LD



GDM-47FC-LD



G4SM-23-RGS-LD
(Shown with optional dessert sign)

Specialty Glass Door Merchandisers

- Oversized and balanced, environmentally friendly (134A) refrigeration system, factory sealed and prelubricated for long life.
- Energy efficient, "Low-E", thermal glass
- Environmentally friendly (134A) refrigeration system, factory sealed and prelubricated
- Self-contained system, no plumbing required
- Bottom mount compressor
- Positive seal self-closing doors
- Interior LED lighting
- See your sales representative for the latest color & sign offerings

Glass End Cases:

- Maintains 33° to 38°F
- Exterior - durable and permanent non-peel or chip black laminated vinyl
- Interior - NSF approved, white aluminum with stainless steel floor
- Safety shielded LED interior lighting
- Adjustable, heavy duty, PVC coated wire shelves - 10 mil thick, pure grade vinyl coating
- Illuminated exterior sign panel

Four Sided Glass End Cases:

- Exterior - high luster bronze powder coated finish
- Maintains 33° to 38°F
- Interior - NSF approved, aluminum with stainless steel floor
- Safety shielded LED interior lighting
- Adjustable, heavy duty, PVC coated wire shelves (excluding RGS series)
- RGS series has 6 non-adjustable revolving glass shelves - 5 tempered glass and 1 tempered mirrored glass for use on bottom level

Floral Cases:

- Maintains 35°F
- Exterior - durable and permanent non-peel or chip black laminated vinyl
- Interior - NSF approved, black vinyl coated aluminum, stainless steel floor
- Baffled airflow - blossom supporting, correct temperature and humidity for longer shelf life of fresh flowers
- LED interior lighting
- Illuminated sign panel (decals on 12FC-LD models)
- Mirrored interior backs available
- Adjustable, heavy duty, black PVC coated wire shelves

Glass End Cases (Standard In Black Vinyl)	Doors	Shelves	HP	L x D† x H
GEM-23-LD	1 Swing	4	1/3	27" x 29 7/8" x 78 5/8"

†Depth does not include 1 3/8" for door handle

Four Sided Glass End Merchandisers (Standard In Bronze Powder Coated Finish) The Market's Premier Dessert Case

G4SM-23-LD	1 Swing	4	1/2	27 1/2" x 30 1/8" x 78 5/8"
G4SM-23PT-LD	1 Frt/1 Bk	4	1/2	27 1/2" x 32 3/4" x 78 5/8"
G4SM-23-RGS-LD	1 Swing	6	1/2	27 1/2" x 30 1/8" x 78 5/8"

† Depth does not include 1 3/8" for door handles (rear load and pass thru's have handles front and back)

Note: G4SM-23RGS has 5 glass shelves and 1 mirrored shelf (positioned on bottom)

Floral Cases

GDM-12FC-LD	1 Swing	2	1/6	24 7/8" x 23 1/8" x 62 3/8"
GDM-23FC-LD	1 Swing	2	1/3	27" x 29 7/8" x 78 5/8"
GDM-47FC-LD	2 Slide	4	1/2	54 1/8" x 29 5/8" x 78 5/8"
GDM-49FC-LD	2 Swing	4	1/2	54 1/8" x 29 7/8" x 78 5/8"
GDM-69FC-LD	3 Slide	6	3/4	78 1/8" x 29 5/8" x 79 3/8"
GDM-72FC-LD	3 Swing	6	3/4	78 1/8" x 29 7/8" x 79 3/8"

Glass End Floral Cases

G4SM-23FC-LD	1 Swing	2	1/2	27 1/2" x 30 1/8" x 78 5/8"
---------------------	---------	---	-----	-----------------------------

† Depth does not include 1 3/8" for handle on swing door models; or 3/8" for slide door models

True



Specialty Glass Door Merchandisers

Features / Benefits

- Factory engineered, self-contained, capillary tube system using environmentally friendly (CFC) 134a refrigerant; HC models use R290 hydrocarbon refrigerant that has zero ozone depletion
- Interior - attractive, NSF approved, white aluminum with stainless steel floor
- Energy efficient, "Low-E", thermal glass doors
- LED interior lighting
- Adjustable, heavy duty, PVC coated wire shelves - 10 mil thick, pure grade vinyl coating
- See your sales representative for the latest color & sign offerings

Convenience Store Coolers:

- Exterior - durable and permanent non-peel or chip laminated vinyl
- Available with optional legs or 2½" diameter castors (legs not available for GDM-10-LD, GDM-10PT-LD)

Countertop Coolers:

- Exterior - non-peel or chip laminated vinyl, durable and permanent; or gleaming stainless steel on the food service models
- Illuminated sign panel - "True Stripe" standard (decal on GDM-07-LD/-07-S-LD)
- GDM-07-LD and GDM-07-S-LD are standard with 2½" legs; leg levelers standard for all other models shown

True



GDM-5-S-LD



GDM-9-S-LD

Countertop Coolers

Black Vinyl Exterior

	Doors	Shelves	HP	L x D† x H
GDM-05-LD	1	2	1/6	24" x 23½" x 37"
GDM-05-PT-LD*	1 Fr/1 Bk	2	1/6	24" x 23½" x 37"
GDM-07-LD*	1	3	1/6	24" x 24¾" x 39¾"
GDM-9-LD	2 Slide	3	1/6	36⅞" x 22⅝" x 39½"

Stainless Steel Exterior

	Doors	Shelves	HP	L x D† x H
GDM-05-S-LD	1	2	1/6	24" x 23½" x 37"
GDM-05-PT-S	1 Fr/1 Bk	2	1/6	24" x 23½" x 37"
GDM-07-S-LD	1	3	1/6	24" x 24¾" x 39¾"
GDM-9-S-LD	2 Slide	3	1/6	36⅞" x 22⅝" x 39½"

White vinyl exterior available at no extra charge

* Freezer model available

† Depth does not include 1⅝" for handle on swing door models (GDM-5PT-LD, -PT-S have handles front and back); or ¾" on slide door models

Convenience Store Coolers

(Lower Height & Narrow Depth)

	Doors	Shelves	HP	L x D† x H	Standard Exterior Color
GDM-33SSL-54-LD	2 Slide	3	1/6	36" x 18" x 54⅞"	Black
GDM-41SL-54-LD	2 Slide	6	1/6	47⅞" x 21" x 54⅞"	Black
GDM-41SL-60-LD	2 Slide	6	1/6	47⅞" x 21" x 59⅞"	White

(Lower Height, Narrow Depth, Fast Lane, Pass-Thru)

	Doors	Shelves	HP	L x D† x H	Standard Exterior Color
GDM-33C-PT-LD	2 Fr/2 Bk	3	1/6	39½" x 24⅞" x 59⅞"	Black
GDM-33C-PT-54-LD	2 Fr/2 Bk	3	1/6	39½" x 24⅞" x 54⅞"	Black

(Lower Height - End Of Aisle Merchandisers)

	Doors	Shelves	HP	L x D† x H	Standard Exterior Color
GDM-10-HC-LD	1 Swing	3	1/6	24⅞" x 23½" x 53½"	Black
GDM-10PT-LD	1 Fr/1 Bk	3	1/6	24⅞" x 25¼" x 53½"	White

† Depth does not include 1⅝" for handle on swing door models (GDM-10PT has handles front and back); or ¾" on slide door models (1½" on slide door pass-thru models)



GDM-33SSL-54-LD

Tested and certified
to ambient class
of 100°F.

LUMAVUE™ Merchandisers

- Exterior finish is heavy-duty steel with a baked on black coating – (optional white or stainless exterior)
- White coated steel interior walls (optional black or stainless steel interior)
- Whisper-quiet refrigeration system uses environmentally friendly R134a refrigerant
- Foamed-in-place CFC and HCFC polyurethane insulation
- Double pane, tempered lowE argon filled glass door(s)
- 5 free sign options available (excludes LV10-1-B-LED & LV12-1-B-LED)
- White epoxy coated steel shelves are standard
- LED lighting is standard
- Temperature range: 32° to 40°F
- 115V
- 3 year parts and labor warranty, additional 2 year compressor warranty

Swing Doors	L x D x H	Doors/Shelves	Cu Ft	HP
LV10-1-B-LED	24" x 26" x 54"	1 / 3	10	1/5
LV12-1-B-LED*	24" x 24" x 62"	1 / 4	12	1/5
LV23-1-B-LED*	27" x 32" x 78"	1 / 5	23	1/5
LV27-1-B-LED	30" x 32" x 78"	1 / 5	27	1/5
LV49-1-B-LED	52" x 32" x 78"	2 / 10	49	1/5
LV72Y-1-B-LED*	75" x 32" x 78"	3 / 15	72	1/5
Sliding Doors				
LV15-1-B-LED	36" x 24" x 54"	2 / 3	15	1/5
LV17-1-B-LED	36" x 24" x 60"	2 / 4	17.5	1/5
LV38-1-B-LED*	43 1/2" x 32" x 78"	2 / 10	38	1/5
LV45-1-B-LED*	52" x 32" x 78"	2 / 10	47	1/5
LV66Y-1-B-LED	75" x 32" x 78"	3 / 15	70	1/2

Also available with stainless steel or white exterior. Interior options include stainless steel and black.
Pass-thru available in select sizes.

*ENERGY STAR® Rated



LV45-1-B-LED



MMR72-1-B-LED

Tested and certified to
ambient class of 100°F.

Available options:
Also available with stainless steel or white exterior. Interior options include stainless steel and black. Ask about Electronic Lock Models.



MarketMax™ Glass Door Merchandisers

- Exterior finish is heavy-duty steel with a baked on black coating
- Full electronic control with digital display and 1-touch defrost
- Foamed-in-place CFC and HCFC-free polyurethane
- Double Pane, lowE Glass Doors (refrigerators); triple pane, glass doors (freezers)
- Refrigerators hold temps from 36° to 38°F; freezers hold from -15° to -5°F; dual temp wine refrigerators have adjustable temperature from 38° - 60°F
- Hinged door features antimicrobial handle, 120° self-closing, automatic hold-open
- LED lighting provides hidden light source for increased product visibility
- Whisper quiet refrigeration - 65 decibels or less
- Freezers feature expansion valve technology
- 115V
- 3 year parts and labor warranty, additional 2 year compressor warranty

Refrigerators	L x D x H	Doors/Shelves	Cu Ft	HP
MM14Y-1-B-W-LED	36" x 18 1/4" x 56"	2 / 3	14	1/5
MMR23-1-B-LED	27 1/4" x 33 3/4" x 78"	1 / 5	23	1/5
MMR27-1-B-LED*	30" x 33 3/4" x 78"	1 / 5	27	1/5
MMR44-1-B-LED	47" x 33 3/4" x 78"	2 / 10	45	1/5
MMR49-1-B-LED*	52" x 33 3/4" x 78"	2 / 10	49	1/5
MMR72-1-B-LED	75" x 33 3/4" x 78"	3 / 15	72	1/5

Freezers

Freezers	L x D x H	Doors/Shelves	Cu Ft	HP
MMF12-1-B-LED	24" x 24" x 62"	1 / 4	12	1/5
MMF23-1-B-LED	27 1/4" x 33 3/4" x 78"	1 / 5	23	1/2
MMF27-1-B-LED	30" x 33 3/4" x 78"	1 / 5	27	3/4
MMF44-1-B-LED	47" x 33 3/4" x 78"	2 / 10	45	3/4
MMF49-1-B-LED	52" x 33 3/4" x 78"	2 / 10	49	3/4
MMF72-5-B-LED	75" x 33 3/4" x 78"	3 / 15	72	2 x 1/2

Dual Temp - Freezer/Refrigerator

Dual Temp - Freezer/Refrigerator	L x D x H	Doors/Shelves	Cu Ft	HP
MMRF49-1-B-LED	52" x 33 3/4" x 78"	2 / 10	49	1/2
MMRF72-1-B-LED	75" x 33 3/4" x 78"	3 / 15	72	1/2

Dual Temp Wine - Refrigerator/Refrigerator

Dual Temp Wine - Refrigerator/Refrigerator	L x D x H	Doors/Shelves	Cu Ft	HP
MMRR49-1-B-LED	52" x 33 3/4" x 78"	2 / 10	49	1/5
MMRR72-1-B-LED	75" x 33 3/4" x 78"	3 / 15	72	1/5

*ENERGY STAR® Rated

Super Deluxe Undercounter Refrigerators/Freezers

- Self-contained system with high density polyurethane insulation
- Self-closing door and recessed handle
- 30" d x 30 5/8" h
- 4" dia casters
- 3 years parts & labor and 5 year compressor warranty



REFRIGERATOR MANUFACTURER
Turbo air

	Swing Doors	Shelves	Width
Refrigerators - Hold 33° to 38°F			
TUR-28SD*	1	1	27.5"
TUR-36SD*	2	2	36.4"
TUR-48SD*	2	2	48.2"
TUR-60SD*	2	2	60.2"
TUR-72SD*	3	3	72.7"
Freezers - Hold -5° to -10°F			
TUF-28SD*	1	1	27.5"
TUF-48SD*	2	2	48.2"
TUF-60SD	2	2	60.2"

* ENERGY STAR® Qualified

Super Deluxe Series Solid Door Refrigerators & Freezers

- Digital temperature control system
- High quality stainless steel exterior and interior
- Self-diagnostic system displays current status of the unit
- Self-contained bottom-mount compressor
- Adjustable, durable stainless steel wire shelves
- 4" swivel casters and door locks standard
- 3 year parts and labor warranty and additional 2 year warranty on compressor



	Swing Doors	Shelves	Width
Refrigerators - Hold 33° to 38°F			
TSR-23SD*	1	3	27"
TSR-35SD*	2	6	39 1/2"
TSR-49SD*	2	6	54 1/8"
TSR-72SD*	3	9	81 7/8"
Freezers - Hold -10°F			
TSF-23SD*	1	3	27"
TSF-35SD*	2	6	39 1/2"
TSF-49SD*	2	6	54 1/8"
TSF-72SD*	3	9	81 7/8"

* ENERGY STAR® Qualified



Vertical Open Display Cases

- LED interior lighting
- Advertising Top Panel (DX models)
- Open front with glass front shield and side walls
- Stainless steel interior
- Black, non-peel anti-rust exterior coating
- Automatic self-cleaning condenser
- Energy saving night curtain standard
- Front air intake & rear air discharge
- Adjustable stainless steel shelves
- 115V/60/1, NEMA 5-20P
- Optional security cover available



Standard Depth, 28"d

TOM-40 39"l x 78"h

TOM-50 50.4"l x 78"h

Extra Deep, 34 1/4"d

TOM-36-DX 36"l x 78 7/8"h

TOM-48-DX 48"l x 78 7/8"h

TOM-60-DX 60"l x 78 7/8"h



REFRIGERATOR MANUFACTURER
Turbo air

40E CURVED SERIES



35 SERIES



32E CURVED SERIES

Deli Cases

- Designer White interior & exterior standard
- Heavy duty, bright stainless steel top
- Double pane removable rear doors
- Thermal efficient front glass
- Mezzanine shelf
- Gravity coil system
- Automatic condensate pan
- Self contained
- Also available in red meat, fish and poultry
- 115V

	Dimensions	HP
Double Duty w/Straight Glass		
SC-CDS35-4	50" x 37½" x 52"	¼
SC-CDS35-6	71" x 35½" x 52"	⅓
SC-CDS35-8	95" x 35½" x 52"	½
SC-CDS35-10	119" x 35½" x 52"	½
SC-CDS35-12	143" x 35½" x 52"	¾
Endless Double Duty w/Straight Glass		
SC-CDS34E-4	52½" x 34½" x 53"	¼
SC-CDS34E-6	76½" x 34½" x 53"	⅓
SC-CDS34E-8	100½" x 34½" x 53"	½
SC-CDS34E-10	124½" x 34½" x 53"	½
SC-CDS34E-12	148½" x 34½" x 53"	¾

	Dimensions	HP
Endless Single Duty Curved Glass		
SC-CDS32E-4C-LS	50" x 30½" x 50½"	¼
SC-CDS32E-6C-LS	74" x 30½" x 50½"	⅓
SC-CDS32E-8C-LS	98" x 30½" x 50½"	½
SC-CDS40E-4C-LS	52½" x 40" x 53"	¼
SC-CDS40E-6C-LS	76½" x 40" x 53"	⅓
SC-CDS40E-8C-LS	100½" x 40" x 53"	½
Straight Glass		
SC-CDS40E-4	52½" x 40" x 53"	¼
SC-CDS40E-6	76½" x 40" x 53"	⅓
SC-CDS40E-8	100½" x 40" x 53"	½
SC-CDS40E-10	124½" x 40" x 53"	½
SC-CDS40E-12	148½" x 40" x 53"	¾

Howard • McCray



Versatile Service Top Over Refrigerated Self-Serve Deli

- Steel base with black laminated exterior, black interior and glass panels
- Stainless steel top service area with extension
- Horizontal shielded top LED light and undershelf lights
- Electronic temperature control with on demand defrost
- Self contained
- 34"d x 42"h



The Signature of Quality

	Length	HP
SSRVS-3642	36"l	1/3
SSRVS-5042	50"l	1/2
SSRVS-5942	59"l	1/2
SSRVS-7742	77"l	3/4

Optional sneeze guard, rear access doors, warming shelf/sushi case/bakery shelving



Bakery Cases

- Designed for continuous case line-ups
- White wire shelves are adjustable
- Removable sliding rear doors, shelf lights
- Double-curve tempered front glass
- 37¾"d x 48½"h

Refrigerated Bakery

SNR-48SC	48¾"w, 1/2 hp
SNR-59SC	59¾"w, 1/2 hp
SNR-77SC	77¾"w, 3/4 hp

Non-Refrigerated Bakery

SN-48	48¾"w
SN-59	59¾"w
SN-77	77¾"w

REFRIGERATION



Refrigerated Deli Cases

- Designed for continuous case line-ups
- Lift-up pneumatic, cylinder-assisted double curve tempered front glass
- Removable sliding rear doors and mezzanine shelf
- Appliance receptacle on the back of case for a register, scale or slicer
- 37¾"d x 48½"h



	Length	HP
SN-4CD	48¾"l	1/2 hp
SN-6CD	72¾"l	3/4 hp
SN-8CD	96½"l	3/4 hp



Refrigerated Slim-line Merchandisers

- Slim profile - only 24" deep
- Adjustable 14" deep black metal shelves with price tag molding
- Stainless steel display deck, black interior and glass end panels
- Energy saving night curtain
- Front air intake and discharge
- 24"d x 78"h

RSSL-378SC	36"l
RSSL-478SC	47¾"l
RSSL-578SC	59¾"l
RSSL-678SC	71¼"l



The Signature of Quality



Signature Countertop Merchandisers

- Combines attractive curved glass styling and merchandising flexibility
- Designed for continuous case lineups
- Removable sliding rear doors, shelf supports and shelves
- 29.7"d

	L x H	Shelves		L x H	Shelves
Refrigerated Rear Mount					
CRR3628	36"w x 27.83"h	2	CH2428	23"w x 25.12"h	2
CRR4828	48"w x 27.83"h	2	CH3628	35"w x 25.12"h	2
Refrigerated Self-Serve Rear Mount					
CRR3628SS	36"w x 37.7"h	1	CH4828	47"w x 25.12"h	2
CRR4828SS	48"w x 37.7"h	1	Hot Self-Serve		
			CH2428SS	24"w x 25.1"h	2
			CH3628SS	35"w x 25.1"h	2
			CH4828SS	47"w x 25.1"h	2





Curved Glass Display Cases

- Exterior - standard in white laminate
- Other custom colors available
- Interior - NSF approved, white vinyl coated aluminum sides and top, covered corners and high impact plastic floor (TCGR-50-CD has stainless steel interior sides and top)
- Stainless steel top
- Exclusive shelf positioned interior lighting
- Energy efficient, Low-E, thermal glass slide rear doors
- Adjustable, heavy duty, PVC wire shelves - 10 mil thick, each shelf supports maximum weight of 150 lb
- NSF-7 certified cabinets hold open food products
- TCGR-50 & TCGD-50 cabinets hold (8) 18" x 26" pans and (4) 9" x 26" pans; TCGR-77 and TCGD-77 cabinets hold (16) 18" x 26" pans

Refrigerated Bakery Cases:

- Environmentally friendly (134A) forced air refrigeration system
- Bakery cases hold ideal 38° to 40°F
- Fluorescent lamps are low UV emitting
- Insulated, double pane curved glass is tempered for safety and tilts forward for easy cleaning
- Self-contained system

Non-Refrigerated Dry Bakery Cases:

- Single pane curved glass front tilts forward for easy cleaning and is tempered for safety
- Brown bulb lighting enhances appearance of baked items

Cold Deli Cases:

- Cold Deli case holds 36° to 38°F
- Three lighting receptacles allow for two additional optional lighted shelves

TCGDZ-50

True



Dual Zone Case:

- Self-contained, environmentally friendly (CFC free) 134A refrigeration system
- Refrigerated section features superior low velocity, high volume airflow design maintains 38° to 40°F
- Insulated, double pane curved glass front and side panels, front glass tilts forward for easy cleaning
- Six (6) adjustable, lighted, cantilevered PVC coated shelves
- Low UV emitting fluorescent lighting system
- Front and sides standard with white laminate panels, five additional color options available at no charge, stainless steel top

	Doors	# of Shelves	HP	L x D x H
Refrigerated Bakery				
TCGR-50	2	3	1/2	50 7/8" x 35 1/2" x 47 7/8"
TCGR-77	2	3	3/4	77 7/8" x 35 1/2" x 47 7/8"
Dry Bakery				
TCGD-50	2	3	—	50 7/8" x 35 1/2" x 47 7/8"
TCGD-77	2	3	—	77 7/8" x 35 1/2" x 47 7/8"
Cold Deli				
TCGR-50-CD	2	1	1/2	50 7/8" x 35 1/2" x 47 7/8"
Dual Zone				
TCGDZ-50	2	6	1 1/3	50 7/8" x 35 1/2" x 47 7/8"

Deli Cases

- Environmentally friendly (134A) refrigeration system
- Refrigerator holds ideal 38° to 40°F
- Interior - NSF approved, white aluminum sides and top, and stainless steel floor with coved corners. TCGG-S has stainless steel interior and exterior, stainless steel floor with coved corners
- Low-E thermal glass - the single, counter-height also has a 13° slanted glass
- Fluorescent lamps are low UV emitting
- Self-contained system
- Available with optional legs or 2½" or 4" dia castors

Single-Duty Deli Cases:

- Exterior - durable and permanent non-peel or chip white laminated vinyl and stainless steel top
- Exclusive front and rear interior lighting
- Adjustable, heavy duty, wire shelves - 10 mil thick, pure grade PVC coating

Low-Height Single Duty Deli Cases:

- Refrigerator holds ideal 38° to 40°F
- Exterior - durable and permanent non-peel or chip white laminated vinyl and stainless steel top
- Exclusive front and rear interior lighting
- Adjustable, heavy duty, wire shelves - 10 mil thick, pure grade PVC coating

Double-Duty Deli Cases:

- Stainless steel exterior (white laminated vinyl rear louvered grills)
- Refrigerated lower rear storage
- 115V receptacle for scales or slicers
- Exclusive front and rear interior lighting
- Adjustable upper stainless steel shelf. One level of shelving standard (extra stainless steel shelf is optional for TDBD-72's only)

Curved Glass Deli Cases:

- Exterior - durable and permanent non-peel or chip white laminated vinyl with stainless steel top and trim (stainless steel exterior and interior available for additional charge)
- Exclusive top and shelf positioned interior lighting
- Adjustable, white heavy duty wire shelves - 10 mil thick, pure grade PVC coating
- Insulated, double pane curved glass front is tempered for safety

True®

Single Duty	Doors	Shelves	HP	L x D x H
TSID-48-2	2	2	1/3	48½" x 29¼" x 50¼"
TSID-48-4	4	2	1/3	48½" x 29¼" x 50¼"
TSID-72-3	3	2	1/2	72½" x 29¼" x 50¼"
TSID-72-6	6	2	1/2	72½" x 29¼" x 50¼"
TSID-96-3	3	4	1/2	96½" x 29¼" x 50¼"
TSID-96-6	6	4	1/2	96½" x 29¼" x 50¼"
Low-Height Single Duty				
TSID-48-2-L	2	1	1/3	48½" x 32½" x 42"
TSID-48-4-L	4	1	1/3	48½" x 29¼" x 42"
TSID-72-3-L	3	1	1/3	72½" x 32½" x 42"
TSID-72-6-L	6	1	1/3	72½" x 32½" x 42"
Double Duty				
TDBD-72-2	2	1	1/2	72½" x 35½" x 55"
TDBD-72-4	4	1	1/2	72½" x 35½" x 55"
TDBD-96-3	3	2	3/4	96½" x 35½" x 55"
TDBD-96-6	6	2	3/4	96½" x 35½" x 55"
Curved Glass - White Vinyl with S/S Top & Trim				
TCGG-48	2	2	1/3	48¼" x 35¼" x 47¾"
TCGG-72	2	2	3/4	72¼" x 35¼" x 47¾"
Curved Glass - S/S interior & Exterior				
TCGG-48-S*	2	2	1/3	48¼" x 35¼" x 47¾"
TCGG-72-S*	2	2	3/4	72¼" x 35¼" x 47¾"

* Depth does not include 7/8" for rear door handles



LOW-HEIGHT
SINGLE DUTY
DELI CASE



SINGLE DUTY DELI CASE



DOUBLE DUTY DELI CASE



CURVED GLASS
DELI CASE WITH
WHITE VINYL



Glass Lid Horizontal Spot Freezers

- Environmentally friendly (134A) refrigeration - holds -10°F
- Exterior - non-peel or chip white laminated vinyl with gray mitered plastic top and lid frames, durable and permanent, also available in black vinyl exterior
- Interior - NSF approved, clear aluminum with stainless steel floor
- Tempered, hard coated, "Low- E" glass slide lid
- Interior mounted temperature monitor
- Foamed-in-place polyurethane high density cell insulation (CFC free)
- 2½" dual swivel castors standard
- Self-contained system, no plumbing required

	HP	L x D x H*
Flat Lid		
TFM-29FL	1/6	29⅞" x 26⅞" x 31⅝"
TFM-41FL	1/4	41¾" x 26⅞" x 31⅝"
TFM-51FL	1/3	51⅞" x 26⅞" x 31⅝"
Angled Lid		
TFM-41AL	1/4	41⅞" x 26⅞" x 34"

* Height does not include 3¼" for castors

True®

Air Curtain Merchandisers

- Environmentally friendly (R404A) refrigeration - holds 35° to 40°F
- Exterior - non-peel or chip white laminated vinyl, durable and permanent
- Interior - NSF approved, white aluminum with white shelves, stainless steel floor and deck pans (Also available in black)
- LED interior lighting
- Adjustable, 10 mil thick, PVC coated wire shelves
- Foamed-in-place polyurethane high density cell insulation (CFC free)
- Leg levelers standard
- Self-contained system, no plumbing required
- Illuminated sign panel

True®

	# of Shelves	HP	L x D x H
Solid Sides			
TAC-30	4	1/2	30" x 30⅞" x 80⅞"
TAC-36*	4	1	36" x 30⅞" x 80⅞"
TAC-48*	4	1	48" x 30⅞" x 80⅞"
TAC-72†	8	¾	72" x 30⅞" x 81⅞"
Glass Sides			
TAC-14GS	3	¾	30¼" x 30⅞" x 56⅞"
TAC-30GS	4	1/2	30⅞" x 29¼" x 80¼"
TAC-48SM-LD*	4	1½	48½" x 30⅞" x 80⅞"

* Requires 208-230/60 Hz, single phase, NEMA 6-15R

† Requires 208/230/60Hz, single phase, NEMA 6-20R

Stainless steel exterior available - upcharge applies



24" Back Bar Coolers

- Oversized, environmentally friendly (134A) forced-air refrigeration system maintains cold 33° to 38°F product temperatures
- All stainless steel countertop
- Interior - stainless steel floor with 1/2" lip and heavy galvanized steel walls
- NSF approved for pre-packaged and bottled goods
- 10 mil thick, heavy duty, black PVC coated wire shelving - 2 per door
- Foamed-in-place using Ecomate, a high density polyurethane insulation that has zero ozone depletion and zero global warming potential
- Self-contained system
- Energy efficient, "Low-E", double pane thermal insulated glass doors
- Extruded, aluminum door frames on slide glass doors
- LED lighting



TBB-24-48G-SD-LD



TBB-24-48G-SD-S-LD

Laminated Black Vinyl Front & Sides w/Matching Black Aluminum Back

	12 oz Cans	Doors	Shelves	HP	L X D† X H
TBB-24-48G-SD-LD	48 6-packs	2	4	1/3	49 1/8" l x 24 1/2" d x 35 5/8" h
TBB-24-60G-SD-LD	72 6-packs	2	4	1/6	61 1/8" l x 24 1/2" d x 35 5/8" h
TBB-24-72G-SD-LD	76 6-packs	3	6	1/6	73 1/8" l x 24 1/2" d x 35 5/8" h

S/S Front & Sides w/Matching Aluminum Back

	12 oz Cans	Doors	Shelves	HP	L X D† X H
TBB-24-48G-SD-S-LD	48 6-packs	2	4	1/3	49 1/8" l x 24 1/2" d x 35 5/8" h
TBB-24-60G-SD-S-LD	72 6-packs	2	4	1/6	61 1/8" l x 24 1/2" d x 35 5/8" h
TBB-24-72G-SD-S-LD	76 6-packs	3	6	1/6	73 1/8" l x 24 1/2" d x 35 5/8" h



Ice Cream Dipping Cabinets

- Cold wall refrigeration system maintains -10° to 8°F
- Reverse condensing fan
- White, 6"w NSF approved removable magnetic frost shields
- White plastic night cover for case opening
- Designed to hold 3 gallon ice cream containers
- 3 year parts and labor warranty with an additional 2 year warranty on compressor



	LIDS	# of 3 Gallon Cans	RACKS	HP	W x D x H
Flat Glass					
TDC-27	1	4	2	1/3	26 1/4" x 27 3/8" x 51 3/8"
TDC-47	1	13	4	1/3	47 1/8" x 27 3/8" x 51 3/8"
TDC-67	2	20	6	3/4	67 3/4" x 27 3/8" x 51 3/8"
TDC-87	2	28	8	3/4	88 5/8" x 27 3/8" x 51 3/8"
Curved Glass					
TDC-47-CG	1	13	4	1/3	46 3/4" x 27 3/8" x 52 1/8"



Chef Bases

- Environmentally friendly refrigeration system (134A), holds 33° to 38°F
- All stainless steel front, top and sides
- Interior - NSF approved, white aluminum liner and stainless steel floor with coved corners
- Chef base top is made of one-piece heavy-duty, reinforced stainless steel with drip guard
- True's drip resistant "V" edge protects against spills
- Top is insulated to eliminate heat transfer to interior of cabinet
- 4" diameter castors standard equipment (legs available)
- Accommodates two 12"l x 20"w x 4"d pans per drawer (TRCB-52 & left side drawers of TRCB-82 accommodate three 12"l x 20"w x 4"d pans per drawer) pans not included
- TRCB-79-86 & TRCB-82-86 features extended heavy duty top for additional equipment space



	Drawers	Top Supports	HP	L x D† x H*
TRCB-52	2	717 lb	1/3	51 7/8" x 32 1/8" x 20 3/8"
TRCB-79	4	1084 lb	1/3	79 1/4" x 30 1/2" x 20 3/8"
TRCB-79-86	4	1084 lb	1/3	86 1/4" x 30 1/2" x 20 3/8"
TRCB-82	4	1084 lb	1/3	82 3/8" x 32 1/8" x 20 3/8"
TRCB-82-86	4	1084 lb	1/3	86 1/4" x 32 1/8" x 20 3/8"
TRCB-110	6	2000 lb	1/3	110" x 30 1/2" x 20 3/8"

* Height does not include 5" for castors or 6" for optional legs

† Depth does not include 1" for rear bumpers



Milk Coolers

- (134A) forced-air refrigeration system holds milk 33° to 38°F
- Stainless steel or combination stainless/white vinyl exterior
- Reinforced, stainless steel interior floor
- Interior - NSF approved, clear aluminum or stainless steel
- 4" diameter swivel castors (front castors lock)
- Heavy duty floor rack
- Self-service doors feature convenient drop front and flip-up top
- Self-contained system

	Doors	Crate Cap.	Floor Racks	HP	L x D† x H*
White Aluminum Interior/White Vinyl & Stainless Steel Exterior					
TMC-34	2	8	2	1/3	34" x 33 3/8" x 41 1/2"
TMC-49	2	12	3	1/3	49" x 33 3/8" x 41 1/2"
TMC-58	2	16	3	1/3	58" x 33 3/8" x 41 1/2"
Dual Sided					
TMC-49-DS	4	12	3	1/3	49" x 33 3/8" x 41 1/8"
TMC-58-DS	4	16	3	1/3	58" x 33 3/8" x 41 1/8"
White Aluminum Interior/Stainless Steel Exterior					
TMC-34-S	2	8	2	1/3	34" x 33 3/8" x 41 1/2"
TMC-49-S	2	12	3	1/3	49" x 33 3/8" x 41 1/2"
TMC-58-S	2	16	3	1/3	58" x 33 3/8" x 41 1/2"
Dual Sided					
TMC-49-S-DS	4	12	3	1/3	49" x 33 3/8" x 41 1/8"
TMC-58-S-DS	4	16	3	1/3	58" x 33 3/8" x 41 1/8"
Stainless Steel Interior/White Vinyl & Stainless Steel Exterior					
TMC-34-SS	2	8	2	1/3	34" x 33 3/8" x 41 1/2"
TMC-49-SS	2	12	3	1/3	49" x 33 3/8" x 41 1/2"
TMC-58-SS	2	16	3	1/3	58" x 33 3/8" x 41 1/2"
Dual Sided					
TMC-49-DS-SS	4	12	3	1/3	49" x 33 3/8" x 41 1/8"
TMC-58-DS-SS	4	16	3	1/3	58" x 33 3/8" x 41 1/8"
Stainless Steel Interior/Stainless Steel Exterior					
TMC-34-S-SS	2	8	2	1/3	34" x 33 3/8" x 41 1/2"
TMC-49-S-SS	2	12	3	1/3	49" x 33 3/8" x 41 1/2"
TMC-58-S-SS	2	16	3	1/3	58" x 33 3/8" x 41 1/2"
Dual Sided					
TMC-49-S-DS-SS	4	12	3	1/3	49" x 33 3/8" x 41 1/8"
TMC-58-S-DS-SS	4	16	3	1/3	58" x 33 3/8" x 41 1/8"

† Depth does not include 1" for door bumpers; dual sided models have bumpers front and back

* Height does not include additional 5 1/8" for castor height

Milk Coolers

- Long lasting unit made of 100% stainless steel with reinforced bottom and dunnage racks
- Easy to remove modular refrigeration system
- Lower cabinet provides easy access
- Accommodates 13" x 13" crates 8, 12 or 16 capacity or 13" x 19" crates 4, 8 or 10 capacity
- Protected gaskets not exposed to crate loading force
- Factory installed casters
- 3 year parts and labor warranty, 5 year compressor warranty



Sliding door protects gaskets



Heavy duty dunnage racks protect cabinet & promote airflow



Removable top mounted refrigeration system



Traulsen

TRUSTED 75 YEARS



Forced air cooling ensures all-day food safety with a blanket of cold air from above and below.

Traulsen

TRUSTED 75 YEARS

Pizza/Salad/Sandwich Prep Tables

- Rugged stainless steel construction extends equipment life and minimizes service costs
- Self-contained, easy to clean unit with drain and flush valve
- Accommodates full-, half- and third-size 6" deep pans without adapter bars
- 3 year parts and labor warranty, 5 year compressor warranty



Compact Undercounter Refrigerators & Freezers

- Rugged, all metal construction
- Superior temperature maintenance and recovery reduces shrinkage and loss
- Self-contained front breathing refrigeration system
- Drawer models hold 6" deep pans
- Available with doors or drawers
- ENERGY STAR® listed refrigerator models available
- 3 year parts and labor warranty, 5 year compressor warranty



Large interior holds 18" x 26" sheet pans.



Low maintenance, superior refrigeration. Built to last.



Sandwich Salad Prep Tables

- Environmentally friendly (134A), refrigeration system, holds 33° to 41°F product temperature
- All stainless steel front, top and sides
- Stainless steel patented foam insulated cover
- Interior - NSF approved, clear aluminum sides and top, coved corners and stainless steel floor
- 5" diameter castors (legs available)
- Adjustable, heavy duty, PVC coated wire shelves (not available in drawered models)
- Foamed-in-place Ecomate

Sandwich/Salad Units

- 11¾" deep, full length removable cutting board
- Standard full set (½ size) 6⅞"l x 6¼"w x 4"d clear polycarbonate insert pans included (positioned in countertop). Also accommodates 6" and 8" deep pans (drawered models will not accommodate 8" deep condiment pans)

Mega Top Sandwich/Salad Units

- 8⅞" deep full length removable cutting board
- Standard (½ size) 6⅞"l x 6¼"w x 4"d NSF approved clear polycarbonate insert pans included. Also accommodates 6" and 8" deep pans (except M-C model). (TSSU-27-12M-B standard with nine ⅙ and three ⅓ size pans; TSSU-27-12M-C standard with twelve ⅙ size pans); positioned in countertop
- Back hood and lid are removable for cleaning

Dual Sided Units

- Food prep access from both sides
- Standard with 11¾" white polyethylene cutting board

Drawered Units

- Space to accommodate one 12"l x 20"w x 6"d pan per drawer (drawer pans are not included). (48" models accommodate one 12"l x 18"w x 6"d food storage box or one ⅓ size and one ½ size pan per drawer; not included)



TSSU-27-8



TSSU-27-12M-B

Sandwich / Salad Tables

	Doors/ Drawers	Shelves	Pans	HP	L** X D† X H*
TSSU-27-8	1/0	2	8	⅓	27⅞" x 30⅞" x 36¾"
TSSU-36-8	2/0	4	8	⅓	36⅞" x 30⅞" x 36¾"
TSSU-48-8	2/0	4	8	⅓	48⅞" x 30⅞" x 36¾"
TSSU-48-10	2/0	4	10	⅓	48⅞" x 30⅞" x 36¾"
TSSU-48-12	2/0	4	12	⅓	48⅞" x 30⅞" x 36¾"
TSSU-60-8	2/0	4	8	⅓	60⅞" x 30⅞" x 36¾"
TSSU-60-10	2/0	4	10	⅓	60⅞" x 30⅞" x 36¾"
TSSU-60-12	2/0	4	12	⅓	60⅞" x 30⅞" x 36¾"
TSSU-60-16	2/0	4	16	⅓	60⅞" x 30⅞" x 36¾"
TSSU-72-18	3/0	6	18	½	72⅞" x 30⅞" x 36¾"
Dual Sided					
TSSU-60-16-DS-ST	2/0	4	16	⅓	60⅞" x 38⅞" x 31⅞"
Drawered					
TSSU-27-8D-2	0/2	N/A	8	⅓	27⅞" x 30⅞" x 36¾"
TSSU-48-12D-2	1/2	2	12	⅓	48⅞" x 30⅞" x 36¾"
TSSU-48-12D-4	0/4	N/A	12	⅓	48⅞" x 30⅞" x 36¾"
TSSU-60-16D-2	1/2	2	16	⅓	60⅞" x 30⅞" x 36¾"
TSSU-60-16D-4	0/4	N/A	16	⅓	60⅞" x 30⅞" x 36¾"

All models listed are available with optional crumb catcher

All models listed are available with optional 19" cutting board (excludes dual sided & drawered models)

* Height does not include 6¼" for castors or 6" for optional legs

† Depth does not include 1" for rear bumpers

** Length dimension does not include ⅞" (each side) for lid pins, TSSU-27's only

Note: Door/drawer combination cabinets require customer to designate door/drawer orientation

	Doors	Shelves	Pans	HP	L** x D† x H*
Mega-Tops					
TSSU-27-12M-B	1	2	12	⅓	27⅞" x 34⅞" x 40⅞"
TSSU-27-12M-C	1	2	12	⅓	27⅞" x 34⅞" x 40⅞"
TSSU-36-12M-B	2	4	12	⅓	36⅞" x 34⅞" x 40⅞"
TSSU-48-12M-B	2	4	12	⅓	48⅞" x 34⅞" x 40⅞"
TSSU-48-15M-B	2	4	15	⅓	48⅞" x 34⅞" x 40⅞"
TSSU-48-18M-B	2	4	18	⅓	48⅞" x 34⅞" x 40⅞"
TSSU-60-24M-B-ST	2	4	24	⅓	60⅞" x 34⅞" x 40⅞"
TSSU-72-30M-B-ST	3	6	30	½	72⅞" x 34⅞" x 40⅞"
Dual Sided					
TSSU-60-24M-B-DS-ST	2	4	24	⅓	60⅞" x 40⅞" x 31⅞"
TSSU-72-30M-B-DS-ST	3	6	30	½	72⅞" x 41⅞" x 31⅞"

* Height does not include 6¼" for castors or 6" for optional legs

† Depth dimension does not include 1" for rear bumpers or 6¼" on dual sided models for cutting boards

** Length dimension does not include ⅞" (each side) for lid pins, TSSU-27's only and ¼" each side for cutting board brackets on Mega Top Dual Sided models

True®



Food Prep Tables

- Environmentally friendly (134A), patented forced-air refrigeration system holds 33°F to 41°F
- All stainless steel front, top and ends with aluminum finished back
- Stainless steel, removable, foam insulated lid and hood
- Comes standard with 1/6 size (6⁷/₈" x 6¹/₄" x 4"d) polycarbonate food pans
- 8" deep, 1/2" thick, removable cutting board included
- Drawered models accommodate two full size food pans per drawer (sold separately)
- Heavy-duty stainless steel drawer slides and rollers

	Doors/ Drawers	Shelves	Pans	HP	L x D† x H*
TFP-32-12M	1/0	2	12	1/5	32 ¹ / ₈ " x 31 ¹ / ₂ " x 45 ³ / ₄ "
TFP-48-18M	2/0	4	18	1/5	48 ¹ / ₈ " x 31 ¹ / ₂ " x 45 ³ / ₄ "
TFP-64-24M	2/0	4	24	1/5	64 ¹ / ₈ " x 31 ¹ / ₂ " x 45 ³ / ₄ "
TFP-72-30M	3/0	6	30	1/5	72 ¹ / ₈ " x 31 ¹ / ₂ " x 45 ³ / ₄ "
TFP-48-18M-D4	0/4	N/A	18	1/5	48 ¹ / ₈ " x 31 ¹ / ₂ " x 45 ³ / ₄ "
TFP-64-24M-D4	0/4	N/A	24	1/5	64 ¹ / ₈ " x 31 ¹ / ₂ " x 45 ³ / ₄ "
TFP-72-30M-D6	0/6	N/A	30	1/5	72 ¹ / ₈ " x 31 ¹ / ₂ " x 45 ³ / ₄ "

* Height does not include 3/4" for castor height

† Depth does not include 2" for cutting board



True



TPP-67D-2

Pizza Prep Tables

- Holds 33° to 41°F product temperature in pans
- All stainless steel front, top and sides
- Stainless steel patented foam insulated cover
- Interior - NSF approved, clear aluminum sides and top, coved corners and stainless steel floor
- 5" diameter castors (legs available)
- Adjustable, heavy duty, PVC coated wire shelves (not available in drawered sections)
- 19¹/₂" full length removable polyethylene cutting board
- Standard full set of (1/3 size) 12³/₄" l x 6¹/₄" w x 6" d NSF approved clear polycarbonate food storage pans included in condiment rail
- Work surface 36" high
- Drawered models (drawered section only) will accommodate up to two 8" deep full size pans (12" l x 20" w x 8" d) per drawer (pans not included)

True's prep tables are designed with enduring quality that protects your long term investment.



True

	Doors/ Drawers	Shelves	Pans	HP	L** x D† x H*
TPP-44	1/0	2	6	1/3	44 ¹ / ₂ " x 32 ¹ / ₄ " x 35 ³ / ₄ "
TPP-60	2/0	4	8	1/3	60 ¹ / ₄ " x 32 ¹ / ₄ " x 35 ³ / ₄ "
TPP-67	2/0	4	9	1/3	67 ¹ / ₄ " x 32 ¹ / ₄ " x 35 ³ / ₄ "
TPP-93	3/0	6	12	1/2	93 ¹ / ₄ " x 32 ¹ / ₄ " x 35 ³ / ₄ "
TPP-119	4/0	8	15	1/2	119 ¹ / ₄ " x 32 ¹ / ₄ " x 35 ³ / ₄ "
Drawered					
TPP-44D-2	0/2	N/A	6	1/3	44 ¹ / ₂ " x 32 ¹ / ₄ " x 35 ³ / ₄ "
TPP-60D-2	1/2	2	8	1/3	60 ¹ / ₄ " x 32 ¹ / ₄ " x 35 ³ / ₄ "
TPP-67D-2	1/2	2	9	1/3	67 ¹ / ₄ " x 32 ¹ / ₄ " x 35 ³ / ₄ "
TPP-67D-4	0/4	N/A	9	1/3	67 ¹ / ₄ " x 32 ¹ / ₄ " x 35 ³ / ₄ "
TPP-93D-2	2/2	4	12	1/2	93 ¹ / ₄ " x 32 ¹ / ₄ " x 35 ³ / ₄ "
TPP-93D-4	1/4	2	12	1/2	93 ¹ / ₄ " x 32 ¹ / ₄ " x 35 ³ / ₄ "
TPP-93D-6	0/6	N/A	12	1/2	93 ¹ / ₄ " x 32 ¹ / ₄ " x 35 ³ / ₄ "
TPP-119D-2	3/2	6	15	1/2	119 ¹ / ₄ " x 32 ¹ / ₄ " x 35 ³ / ₄ "
TPP-119D-4	2/4	4	15	1/2	119 ¹ / ₄ " x 32 ¹ / ₄ " x 35 ³ / ₄ "
TPP-119D-6	1/6	2	15	1/2	119 ¹ / ₄ " x 32 ¹ / ₄ " x 35 ³ / ₄ "
TPP-119D-8	0/8	N/A	15	1/2	119 ¹ / ₄ " x 32 ¹ / ₄ " x 35 ³ / ₄ "

* Height does not include 6¹/₄" for castors or 6" for optional legs

† Depth dimension does not include 3" for cutting boards and 1" for rear bumpers and 1/4" for front bumper

** Length dimension does not include 1/4" (each side) for cutting board brackets and 3/8" each side for lid pins on TPP-60, TPP-60D-2, TPP-67, TPP-67D-2 and TPP-67D-4

Note: Door/drawer combination cabinets require customer to designate door/drawer orientation

Undercounters & Worktops

- Environmentally friendly refrigeration system
- Refrigerator holds 33° to 38°F; freezer holds -10°F
- Stainless steel front, top and sides
- Interior - NSF approved, clear aluminum sides and top, coved corners and stainless steel floor
- Energy efficient, "Low-E", thermal glass on glass door models
- Adjustable, heavy duty, PVC coated wire shelves
- 5" diameter castors standard equipment (legs available)
- Work surface 36" high



True®



Undercounters	Doors/ Drawers	Shelves	HP	L x D† x H*
Refrigerators				
TUC-27	1/0	2	1/6	27 ⁵ / ₈ " x 30 ¹ / ₈ " x 29 ³ / ₄ "
TUC-36	2/0	4	1/6	36 ³ / ₈ " x 30 ¹ / ₈ " x 29 ³ / ₄ "
TUC-48	2/0	4	1/6	48 ³ / ₈ " x 30 ¹ / ₈ " x 29 ³ / ₄ "
TUC-60	2/0	4	1/6	60 ³ / ₈ " x 30 ¹ / ₈ " x 29 ³ / ₄ "
TUC-72	3/0	6	1/6	72 ³ / ₈ " x 30 ¹ / ₈ " x 29 ³ / ₄ "
Freezers				
TUC-27F	1/0	2	1/4	27 ⁵ / ₈ " x 30 ¹ / ₈ " x 29 ³ / ₄ "
TUC-48F	2/0	4	1/4	48 ³ / ₈ " x 30 ¹ / ₈ " x 29 ³ / ₄ "
TUC-60F	2/0	4	1/6	60 ³ / ₈ " x 30 ¹ / ₈ " x 29 ³ / ₄ "
Glass Door Refrigerators				
TUC-27G	1/0	2	1/6	27 ⁵ / ₈ " x 30 ¹ / ₈ " x 29 ³ / ₄ "
TUC-48G	2/0	4	1/6	48 ³ / ₈ " x 30 ¹ / ₈ " x 29 ³ / ₄ "
TUC-60G	2/0	4	1/6	60 ³ / ₈ " x 30 ¹ / ₈ " x 29 ³ / ₄ "
Drawered Refrigerators				
TUC-27D-2	0/2	N/A	1/6	27 ⁵ / ₈ " x 30 ¹ / ₈ " x 29 ³ / ₄ "
TUC-48D-2	1/2	2	1/6	48 ³ / ₈ " x 30 ¹ / ₈ " x 29 ³ / ₄ "
TUC-48D-4	0/4	N/A	1/6	48 ³ / ₈ " x 30 ¹ / ₈ " x 29 ³ / ₄ "
TUC-60D-2	1/2	2	1/6	60 ³ / ₈ " x 30 ¹ / ₈ " x 29 ³ / ₄ "
TUC-60D-4	0/4	N/A	1/6	60 ³ / ₈ " x 30 ¹ / ₈ " x 29 ³ / ₄ "
Drawered Freezers				
TUC-27F-D-2	0/2	N/A	1/6	27 ⁵ / ₈ " x 30 ¹ / ₈ " x 29 ³ / ₄ "
TUC-48F-D-4	0/4	N/A	1/4	48 ³ / ₈ " x 30 ¹ / ₈ " x 29 ³ / ₄ "
Deep Undercounter Refrigerators				
TUC-44	1/0	2	1/6	44 ¹ / ₂ " x 32 ¹ / ₄ " x 29 ³ / ₄ "
TUC-60-32	2/0	4	1/6	60 ¹ / ₄ " x 32 ¹ / ₄ " x 29 ³ / ₄ "
TUC-67	2/0	4	1/6	67 ¹ / ₄ " x 32 ¹ / ₄ " x 29 ³ / ₄ "
TUC-93	3/0	6	1/6	93 ¹ / ₄ " x 32 ¹ / ₄ " x 29 ³ / ₄ "
Freezers				
TUC-44F	1/0	2	1/2	44 ¹ / ₂ " x 32 ¹ / ₄ " x 29 ³ / ₄ "
TUC-60-32F	2/0	4	1/2	60 ¹ / ₄ " x 32 ¹ / ₄ " x 29 ³ / ₄ "
TUC-67F	2/0	4	1/2	67 ¹ / ₄ " x 32 ¹ / ₄ " x 29 ³ / ₄ "
Drawered Refrigerators				
TUC-44D-2	0/2	N/A	1/6	44 ¹ / ₂ " x 32 ¹ / ₄ " x 29 ³ / ₄ "
TUC-60-32D-2	1/2	2	1/6	60 ¹ / ₄ " x 32 ¹ / ₄ " x 29 ³ / ₄ "
TUC-67D-2	1/2	2	1/6	67 ¹ / ₄ " x 32 ¹ / ₄ " x 29 ³ / ₄ "
TUC-67D-4	0/4	N/A	1/6	67 ¹ / ₄ " x 32 ¹ / ₄ " x 29 ³ / ₄ "
TUC-93D-2	2/2	4	1/6	93 ¹ / ₄ " x 32 ¹ / ₄ " x 29 ³ / ₄ "
TUC-93D-4	1/4	2	1/6	93 ¹ / ₄ " x 32 ¹ / ₄ " x 29 ³ / ₄ "
TUC-93D-6	0/6	N/A	1/6	93 ¹ / ₄ " x 32 ¹ / ₄ " x 29 ³ / ₄ "

* Height does not include 6¹/₄" for castors or 6" for optional legs

† Depth does not include 1" for rear bumpers or 1/4" for front bumpers

Note: Door/drawer combination cabinets require customer to designate door/drawer orientation

Worktops	Doors/ Drawers	Shelves	HP	L x D† x H*
Refrigerators				
TWT-27	1/0	2	1/6	27 ⁵ / ₈ " x 30 ¹ / ₈ " x 33 ³ / ₈ "
TWT-36	2/0	4	1/6	36 ³ / ₈ " x 30 ¹ / ₈ " x 33 ³ / ₈ "
TWT-48	2/0	4	1/6	48 ³ / ₈ " x 30 ¹ / ₈ " x 33 ³ / ₈ "
TWT-60	2/0	4	1/6	60 ³ / ₈ " x 30 ¹ / ₈ " x 33 ³ / ₈ "
TWT-72	3/0	6	1/6	72 ³ / ₈ " x 30 ¹ / ₈ " x 33 ³ / ₈ "
Freezers				
TWT-27F	1/0	2	1/6	27 ⁵ / ₈ " x 30 ¹ / ₈ " x 33 ³ / ₈ "
TWT-48F	2/0	4	1/4	48 ³ / ₈ " x 30 ¹ / ₈ " x 33 ³ / ₈ "
TWT-60F	2/0	4	1/6	60 ³ / ₈ " x 30 ¹ / ₈ " x 33 ³ / ₈ "
Drawered Refrigerators				
TWT-27D-2	0/2	N/A	1/6	27 ⁵ / ₈ " x 30 ¹ / ₈ " x 33 ³ / ₈ "
TWT-48D-2	1/2	2	1/6	48 ³ / ₈ " x 30 ¹ / ₈ " x 33 ³ / ₈ "
TWT-48D-4	0/4	N/A	1/6	48 ³ / ₈ " x 30 ¹ / ₈ " x 33 ³ / ₈ "
TWT-60D-2	1/2	2	1/6	60 ³ / ₈ " x 30 ¹ / ₈ " x 33 ³ / ₈ "
TWT-60D-4	0/4	N/A	1/6	60 ³ / ₈ " x 30 ¹ / ₈ " x 33 ³ / ₈ "
Deep Worktop Refrigerators				
TWT-44	1/0	2	1/6	44 ¹ / ₂ " x 32 ¹ / ₄ " x 33 ³ / ₈ "
TWT-60-32	2/0	4	1/6	60 ¹ / ₄ " x 32 ¹ / ₄ " x 33 ³ / ₈ "
TWT-67	2/0	4	1/6	67 ¹ / ₄ " x 32 ¹ / ₄ " x 33 ³ / ₈ "
TWT-93	3/0	6	1/6	93 ¹ / ₄ " x 32 ¹ / ₄ " x 33 ³ / ₈ "
Freezers				
TWT-44F	1/0	2	1/6	44 ¹ / ₂ " x 32 ¹ / ₄ " x 33 ³ / ₈ "
TWT-60-32F	2/0	4	1/2	60 ¹ / ₄ " x 32 ¹ / ₄ " x 33 ³ / ₈ "
TWT-67F	2/0	4	1/2	67 ¹ / ₄ " x 32 ¹ / ₄ " x 33 ³ / ₈ "
Drawered Freezers				
TWT-44D-2	0/2	N/A	1/6	44 ¹ / ₂ " x 32 ¹ / ₄ " x 33 ³ / ₈ "
TWT-60-32D-2	1/2	2	1/6	60 ¹ / ₄ " x 32 ¹ / ₄ " x 33 ³ / ₈ "
TWT-67D-2	1/2	2	1/6	67 ¹ / ₄ " x 32 ¹ / ₄ " x 33 ³ / ₈ "
TWT-67D-4	0/4	N/A	1/6	67 ¹ / ₄ " x 32 ¹ / ₄ " x 33 ³ / ₈ "
TWT-93D-2	2/2	4	1/6	93 ¹ / ₄ " x 32 ¹ / ₄ " x 33 ³ / ₈ "
TWT-93D-4	1/4	2	1/6	93 ¹ / ₄ " x 32 ¹ / ₄ " x 33 ³ / ₈ "
TWT-93D-6	0/6	N/A	1/6	93 ¹ / ₄ " x 32 ¹ / ₄ " x 33 ³ / ₈ "

* Height does not include 6¹/₄" for castors or 6" for optional legs

† Depth does not include 1" for rear bumpers or 1/4" for front bumper

Note: Door/drawer combination cabinets require customer to designate door/drawer orientation

Elite Series™ Sandwich/Salad Prep Tables

- Designed to perform in high ambient kitchens with lids open all day
- Exterior has stainless steel finish on front, sides, top, door(s) and grille
- Removable hood and insulated lid assembly are made of stainless steel
- Pans are cooled from the bottom eliminating the necessity of air blanket
- Accommodates 6" deep pans, 4" deep polycarbonate pans included
- 10" deep reversible cutting board
- Maintains product temperatures between 36° to 38°F
- Self-closing, field-reversible doors with 120° stay open feature
- CFC & HCFC-free foamed-in-place polyurethane insulation
- Locking divider bars
- Heavy duty pan liner
- 3 year parts and labor and an additional 2 year compressor warranty
- 29 $\frac{1}{4}$ "d x 41 $\frac{1}{16}$ "h
- 115V



BEVERAGE-AIR
LEADERS IN INNOVATION & RELIABILITY SINCE 1944

	Length	Doors	Shelves	Cu Ft	HP	Pans
SPE27	27"	1	2	7.3	$\frac{1}{8}$	6 - $\frac{1}{2}$ Size/2 - $\frac{1}{8}$ Size
SPE36-08	36"	2	4	10.2	$\frac{1}{4}$	8 - $\frac{1}{2}$ Size
SPE48-08	48"	2	4	13.9	$\frac{1}{4}$	8 - $\frac{1}{2}$ Size
SPE60-08	60"	2	4	17.1	$\frac{1}{2}$	8 - $\frac{1}{2}$ Size
SPE72-08	72"	3	6	21.5	$\frac{1}{2}$	8 - $\frac{1}{2}$ Size

Tested & Certified
to Ambient Class
of 100°F.



Models available:
Standard top prep table,
mega top prep tables,
cutting top prep tables,
drawer units,
Dual-sided prep tables,
Condiment stations,
See-thru lid prep tables

Available options:
Crumb catchers, overshelf kits, lift-off covers,
bottle holders, shelf organizers, ada models



SPE48-12

DP Series Deli/Pizza Prep Tables

- Stainless steel exterior front, sides, top and grille
- 16 gauge stainless steel top
- Anodized aluminum interior to prevent corrosion
- Self-closing doors on cartridge style hinges with 120° stay-open feature
- Insulated lids to ensure constant temperature and reduced energy consumption
- Raised refrigerated pan rail accommodates 6" deep food service pans
- 19" deep reversible cutting board, standard
- Adjustable epoxy coated steel wire shelves (two per section)
- 3" casters • Balanced refrigeration system to operate 36° to 38°F
- Refrigeration system utilizes ozone friendly R134a refrigerant
- Heavy duty pan liner
- 36 $\frac{3}{8}$ "d x 43 $\frac{3}{8}$ "h
- 115V

	Length	Doors	Shelves	Cu Ft	HP
DP46	46"	1	2	16.7	$\frac{1}{4}$
DP67	67"	2	4	27.0	$\frac{1}{4}$
DP93	93"	3	6	39.8	$\frac{1}{2}$
DP119	119"	4	8	52.5	$\frac{1}{2}$

Tested & Certified
to Ambient Class
of 100°F.



Available options:
Drawer units, composite cutting boards, bun tray racks, garnish
racks, shelf dividers, 6" legs, door locks, overshelf kits



DP93

Undercounter & Worktop Refrigerators & Freezers

- Stainless steel exterior front, sides and top
- Anodized aluminum interior to prevent corrosion
- Self-closing doors with 120° stay open feature
- CFC and HCFC-free foamed-in-place polyurethane insulation
- Worktops feature 2 $\frac{1}{2}$ " thick S/S top, Undercounters feature $\frac{1}{2}$ " insulated sub-top, 4" high removable backsplash (Worktops units)
- Balanced refrigeration system operates at 36° to 38°F
- Freezers operate at 0°F
- Adjustable epoxy coated steel wire shelves, standard (two per section)
- 6" casters • Refrigerators utilize ozone friendly R134a refrigerant
- Freezers utilize ozone friendly R404A refrigerant
- ENERGY STAR® qualified (UCR27A, WTR27A, WTR48A)
- 115V

Available options:

Cutting board tops, 16 gauge top, stacking collars (UCR), shelf dividers, over-
shelf kits, door locks, 3" casters, 6" legs, seismic legs, glass doors, led light-
ing for glass doors. Foamed-in-Place (FIP) and Flate Top (FLT) models available

34 $\frac{1}{2}$ " Height					
Refrigerators	L x D	Doors	Shelves	Cu Ft	HP
UCR27A	27" x 29 $\frac{1}{4}$ "	1	2	7.3	$\frac{1}{8}$
UCR36A	36" x 29 $\frac{1}{4}$ "	2	4	8.5	$\frac{1}{8}$
UCR48A	48" x 29 $\frac{1}{4}$ "	2	4	13.9	$\frac{1}{8}$
Freezers					
UCF27A	27" x 29 $\frac{1}{4}$ "	1	2	7.3	$\frac{1}{4}$
UCF48A	48" x 29 $\frac{1}{4}$ "	2	4	13.9	$\frac{1}{8}$

Ask about other available sizes & options.

Tested & Certified
to Ambient Class
of 100°F.



BEVERAGE-AIR
LEADERS IN INNOVATION & RELIABILITY SINCE 1944

WTR/WTF48A



39 $\frac{1}{2}$ " Height					
Refrigerators	L x D	Doors	Shelves	Cu Ft	HP
WTR27A	27" x 39 $\frac{1}{2}$ "	1	2	7.3	$\frac{1}{8}$
WTR36A	36" x 39 $\frac{1}{2}$ "	2	4	8.5	$\frac{1}{8}$
WTR48A	48" x 39 $\frac{1}{2}$ "	2	4	13.9	$\frac{1}{8}$
Freezers					
WTF27A	27" x 39 $\frac{1}{2}$ "	1	2	7.3	$\frac{1}{4}$
WTF48A	48" x 39 $\frac{1}{2}$ "	2	4	13.9	$\frac{1}{8}$

Ask about other available sizes & options.



Low-Profile Refrigerated Equipment Stands

- Heavy duty stainless steel top with perimeter marine edge
- Stainless steel ends and exterior drawer fronts
- High density environmentally friendly, Kyoto Protocol Compliant, Non ODP (Ozone Depletion Potential), Non GWP (Global Warming Potential) polyurethane foam insulation throughout unit
- Base interior cabinet is cooled with mullion style coated blower coil(s) mounted between each door/drawer section for even air and temperature control
- Interior refrigerated base cabinet section to maintain 36° to 40°F
- Digital thermometer
- Full Extension Plus Drawer system holds 12" x 20" x 4" deep hotel pans
- When ordering, specify make, model and depth of cooking equipment sitting on the equipment stand
- Height of surface for setting equipment is 25½"
- Environmentally friendly HFC-404A refrigerant
- 3 year parts and labor compressor warranty
- Available in Remote and Self Contained



18PTB Series Refrigerated Pizza Prep Tables

- Top, sides and ends are constructed of 18-gauge stainless steel
- Stainless steel removable hinged covers
- Units are mechanically cooled with die-stamped openings to accommodate 12" x 20" hotel pans or fractional pans
- Pans are recessed 2" to provide proper cooling
- High density polyurethane foam throughout unit
- On/off switch and rail on/off is located behind the louver
- Environmentally friendly HFC-404A refrigerant
- 3 year parts and labor standard warranty



4400 Series Refrigerated Prep Tables

- Durable, rugged stainless steel sides, top and front
- Patented air screen ensures product stays cold without drying it out
- 100% front breathing, which allows the unit to be pushed against a wall or built into a cabinet or an existing line up
- Features Delfield's exclusive ABS interior (on sides) and is backed by a limited lifetime warranty
- ½ size pans and adapter bars for top opening included
- Salad top refrigerators are standard with 10" wide, dishwasher safe polyethylene cutting board treated with antimicrobial agent
- High density foamed in place polyurethane keeps energy costs low
- One epoxy coated wire shelf standard, installed per door section
- ACT solid state electronic control
- Environmentally friendly R404A refrigerant
- 3 year parts and labor standard warranty



FX Series – Iceless Seafood Storage Systems

- Extend shelf life by 2-3 days
- Quality is improved as fish stays fresher without water
- No more smelly fish-file drawer systems and no ice to carry



9000W Series – Cold-Wall Prep Table

- The hottest kitchens require the best system to maintain 41°F
- Forced-air cooled tables just can't keep up
- Breeding can be extremely messy and ruin forced air cooled evaporator coils
- Cold-wall cooled recessed pans assure the best performance available in a standard model
- Thermostatic control allows you to adjust the temp to your needs

Handles Your
Hottest & Messiest
Needs.



MODEL 9260W (60" 4-PAN) SHOWN
ALSO AVAILABLE IN 9148W (48" 3-PAN) & 9272W (72" 5-PAN) MODELS

Vertical Prep Tables

- When you need to add more capacity in food pan holding, go vertical to take full advantage of valuable space
- Cold-wall cooled double-tier pan rails
- Individual rail thermostatic control, on-off switch for overnight energy savings when you empty the rail and drains in each rail for easy cleaning
- Available in 48" and 72" lengths



8148D



8272D

Space costs money – so go vertical
to increase pan holding capacity!



Super Deluxe Series Sandwich Salad Units

- Durable stainless steel interior and exterior
- Cooling system holds 33° to 39°F
- Self-contained system
- Cold air compartment
- 1/2 size, 4" deep pans included
- 3 year parts and labor warranty and additional 2 year warranty on compressor

Stainless steel construction
guarantees the utmost in cleanliness
and long product life

	Doors	Shelves	Pans	Length
TST-28SD	1	1	8	27½"
TST-36SD	2	2	10	36.4"
TST-48SD	2	2	12	48.2"
TST-60SD	2	2	16	60.2"
TST-72SD	3	3	18	72.7"

REFRIGERATOR MANUFACTURER
Turbo air



Super Deluxe Pizza Prep Tables

- Durable stainless steel wire shelves
- Holds 33° to 41°F
- Excellent cooling system with powerful forced-air refrigeration
- Condiment pans included
- Foamed in polyurethane, high-density cell insulation (CFC free)
- 1/3 size, 6" deep pans included
- 3 year parts and labor warranty and additional 2 year warranty on compressor

	Doors	Shelves	Pans	Length
TPR-44SD	1	2	6	44"
TPR-67SD	2	4	9	67"
TPR-93SD	3	6	12	93¾"

Bottle Coolers

- Oversized and balanced R-134A (CFC free) refrigeration systems
- Positive guided forced air cooling system chills bottles on top first
- Super Deluxe (SD) models boast a stainless steel exterior (galvanized steel back and bottom)
- SB models are attractive wear-resistant black vinyl exterior
- Heavy duty polyethylene coated dividers
- Built-in removable bottle cap opener and cap catcher
- Side mount compressor unit
- Holds 33° to 38°F
- 3 year parts and labor warranty
- 5 year compressor warranty

	Doors	Dividers	12 oz Btls / 12 oz Cans	Length
TBC-24	1	2	5 cases / 6.2 cases	24⅞"
TBC-36	1	2	12 cases / 15 cases	36¾"
TBC-50*	2	3	18 cases / 22.8 cases	50"
TBC-65*	2	3	22 cases / 32.5 cases	64⅜"
TBC-80	3	6	30.8 cases / 43.2 cases	80½"
TBC-95*	3	6	38 cases / 55.8 cases	95"

CHOOSE EITHER SD OR SB MODEL FOR ALL SIZES



Beer Dispensers

- Oversized and balanced R-134A (CFC free) refrigeration systems
- Super Deluxe (SD) models boast a stainless steel exterior (galvanized steel back and bottom)
- SB models are attractive wear-resistant black vinyl exterior
- 3" dia stainless steel insulated beer columns
- Side mount compressor unit
- LED interior lighting
- Holds at 33° to 38°F
- 3 year parts and labor warranty
- 5 year compressor warranty

REFRIGERATOR MANUFACTURER
Turbo air

	Doors	1/2 Barrels	Length
TBD-1	1	1	23⅝"
TBD-2*	2	2	58¾"
TBD-3*	2	3	69⅞"
TBD-4	3	4	90⅝"

Choose either SD or SB model for all sizes *SD models are Energy Star®



Back Bar Coolers

- Oversized, environmentally friendly (134A) forced-air refrigeration system maintains cold 33° to 38°F product temperatures
- Attractive, wear-resistant laminated heavy duty black vinyl exterior, except stainless steel models
- Heavy gauge all stainless steel countertop
- Interior - stainless steel floor with ½" lip & heavy galvanized steel walls. NSF approved for pre-packaged and bottled goods
- 10 mil thick, heavy duty, black PVC coated wire shelving - 2 per door
- Foamed-in-place using Ecomate, a high density polyurethane insulation that has zero ozone depletion and zero global warming potential
- Self-contained system

Back Bar Coolers

	12 oz Cans	½ Barrels	Doors	Shelves	HP	L x D† x H
Black						
TBB-2	88 6-packs	2	2	4	⅓	58⅞" x 27¾" x 37"
TBB-3	112 6-packs	3	2	4	⅓	69⅞" x 27¾" x 37"
TBB-4	152 6-packs	4	3	6	⅓	90⅞" x 27¾" x 37"
Pass thru						
TBB-4PT	152 6-packs	4	6	6	½	90⅞" x 31" x 37"
Glass Doors						
TBB-2G-LD	88 6-packs	2	2	4	⅓	58⅞" x 27¾" x 37"
TBB-3G-LD	112 6-packs	3	2	4	½	69⅞" x 27¾" x 37"
TBB-4G-LD	152 6-packs	4	3	6	½	90⅞" x 27¾" x 37"
Stainless Steel						
TBB-2-S	88 6-packs	2	2	4	⅓	58⅞" x 27¾" x 37"
TBB-3-S	112 6-packs	3	2	4	⅓	69⅞" x 27¾" x 37"
TBB-4-S	152 6-packs	4	3	6	⅓	90⅞" x 27¾" x 37"
Pass Thru						
TBB-4PT-S	152 6-packs	4	6	6	½	90⅞" x 31" x 37"
Glass Doors						
TBB-2G-S-LD	88 6-packs	2	2	4	⅓	58⅞" x 27¾" x 37"
TBB-3G-S-LD	112 6-packs	3	2	4	½	69⅞" x 27¾" x 37"
TBB-4G-S-LD	152 6-packs	4	3	6	½	90⅞" x 27¾" x 37"

† Depth does not include 1⅝" for door handle (glass door models) or 1" for rear bumpers

24" Back Bar Coolers (Swing Doors)

	12 oz Cans	Doors	Shelves	HP	L X D† X H
Black					
TBB-24-48	48 6-packs	2	4	⅓	49⅞" x 24½" x 35⅝"
TBB-24GAL-48	48 6-packs	2	4	⅓	47⅞" x 23¾" x 34¼"
TBB-24-60	72 6-packs	2	4	⅓	61⅞" x 24½" x 35⅝"
TBB-24GAL-60	72 6-packs	2	4	⅓	59⅞" x 23¾" x 34¼"
TBB-24-72	84 6-packs	3	4	⅓	73⅞" x 24½" x 35⅝"
Glass Door					
TBB-24-48G-LD	48 6-packs	2	4	⅓	49⅞" x 24½" x 35⅝"
TBB-24GAL-48G-LD	48 6-packs	2	4	⅓	47⅞" x 24¼" x 34¼"
TBB-24-60G-LD	72 6-packs	2	4	⅓	61⅞" x 24½" x 35⅝"
TBB-24GAL-60G-LD	72 6-packs	2	4	⅓	59⅞" x 24¼" x 34¼"
Stainless Steel					
TBB-24-48-S	48 6-packs	2	4	⅓	49⅞" x 24½" x 35⅝"
TBB-24GAL-48-S	48 6-packs	2	4	⅓	47⅞" x 23¾" x 34¼"
TBB-24-60-S	72 6-packs	2	4	⅓	61⅞" x 24½" x 35⅝"
TBB-24GAL-60-S	72 6-packs	2	4	⅓	59⅞" x 23¾" x 34¼"
Stainless Steel Glass Doors					
TBB-24-48G-S-LD	48 6-packs	2	4	⅓	49⅞" x 24¼" x 35⅝"
TBB-24GAL-48G-S-LD	48 6-packs	2	4	⅓	47⅞" x 24¼" x 34¼"
TBB-24-60G-S-LD	72 6-packs	2	4	⅓	61⅞" x 24¼" x 35⅝"
TBB-24GAL-60G-S-LD	72 6-packs	2	4	⅓	59⅞" x 24¼" x 34¼"

24" Back Bar/Direct Draw Beer Dispensers

	(Left Dr.) ½ Barrels	(Right Dr.) 12 oz Cans	Shelves	HP	L X D† X H*
Solid Doors					
TDB-24-48	1	144	2	⅓	49⅞" x 24½" x 35⅝"
Glass Doors					
TDB-24-48G-LD	1	144	2	⅓	49⅞" x 24½" x 35⅝"
Combo Doors					
TDB-24-48-1-G-1-LD	1	144	2	⅓	49⅞" x 24½" x 35⅝"

* Add 15¼" to height for draft arm

† Depth does not include 1¼" for door handle (glass door models only) or 1" for rear bumper

Pass Thru Coolers:

- Designed for convenient rear loading and front access for serving

Glass Door Coolers:

- Energy efficient, "Low-E", thermal glass doors
- Extruded, aluminum door frames on glass doors
- LED lighting

Direct Draw Coolers:

- 3" diameter stainless steel insulated beer columns
- Fan motors direct large volume of cold air into draft columns
- Designed to accommodate a variety of beer kegs

True®



TBB-3G-S-LD
(SHOWN WITH
OPTIONAL ORGANIZERS)



TBB-2G-LD



TDB-24-48-1-G-1

Direct Draw Beer Dispensers

- Oversized environmentally friendly (134A) forced-air refrigeration system for maximum performance
- Provides ice cold products 33° to 38°F (normal ambient conditions)
- Attractive, wear-resistant laminated heavy duty black vinyl exterior
- Heavy gauge all stainless steel countertop
- Interior - stainless steel floor with ½" lip & heavy galvanized steel walls
- Interior - NSF approved for pre-packaged and bottled goods
- 3" diameter stainless steel insulated beer columns
- Available with optional legs or 2½" or 4" diameter castors (TDD-1/-S: 4" dia castors standard equipment; 2½" dia castors and legs not available)
- Each cabinet designed to accommodate all types of beer kegs

Club Top Beer Dispensers

- Easy to reach refrigerated storage area for chilled beer or wine glasses
- Anodized aluminum glass rail provides convenient storage area for glasses on top
- One, 10 mil thick, heavy duty, black PVC coated wire shelf standard (glass storage area)
- Convenient easy-glide lid
- Flip-lock to secure stainless steel lid

Direct Draw Beer Dispensers

	½ Barrels	Doors	HP	L x D x H*
TDD-1	1	1	⅓	23½" x 31¼" x 39¾"
TDD-2	2	2	⅓	58⅞" x 27⅞" x 37"
TDD-3	3	2	⅓	69⅞" x 27⅞" x 37"
TDD-4	4	3	⅓	90⅞" x 27⅞" x 37"
Stainless Steel				
TDD-1-S	1	1	⅓	23½" x 31¼" x 39¾"
TDD-2-S	2	2	⅓	58⅞" x 27⅞" x 37"
TDD-3-S	3	2	⅓	69⅞" x 27⅞" x 37"
TDD-4-S	4	3	⅓	90⅞" x 27⅞" x 37"

Club Top Direct Draw Beer Dispensers

	½ Barrels	Doors	Shelves	Hp	L X D X H*
TDD-2CT	2	2	1	⅓	58⅞" x 27⅞" x 38½"
TDD-3CT	3	2	1	⅓	69⅞" x 27⅞" x 38½"
TDD-4CT	4	3	1	⅓	90⅞" x 27⅞" x 38½"
Stainless Steel					
TDD-2CT-S	2	2	1	⅓	58⅞" x 27⅞" x 38½"
TDD-3CT-S	3	2	1	⅓	69⅞" x 27⅞" x 38½"
TDD-4CT-S	4	3	1	⅓	90⅞" x 27⅞" x 38½"

* Height does not include 13¾" for draft arm on Club Top Models

* Height does not include 15¼" for draft arm on Direct Draw Models



TDD-3CT-S



TDD-1

True®

Glass & Plate Chillers/Frosters

- Oversized, environmentally friendly (R404A) refrigeration system
- Holds 0°F and below
- Save time - load glasses dry and frost even faster with temperature 0°F and below
- All stainless steel countertop and lids
- Interior - long lasting heavy duty galvanized steel
- NSF approved for prepackaged and bottled goods
- Foamed-in-place, high density polyurethane insulation (CFC free)
- Heavy duty PVC coated wire shelves for maximum flexibility
- Self-contained system

True®

	8" Mugs / 10 oz Steins	Shelves	HP	L x D† x H
Black				
T-24-GC	90 / 85	2	⅓	24¾" x 26⅞" x 33⅞"
T-36-GC	180 / 172	3	⅓	36¾" x 26⅞" x 33⅞"
T-50-GC	250 / 240	5	⅓	49⅞" x 26⅞" x 33⅞"
Stainless Steel				
T-24-GC-S	90 / 85	2	⅓	24¾" x 26⅞" x 33⅞"
T-36-GC-S	180 / 172	3	⅓	36¾" x 26⅞" x 33⅞"
T-50-GC-S	250 / 240	5	⅓	49⅞" x 26⅞" x 33⅞"

† Depth does not include 1" for rear bumpers



T-50-GC

Horizontal Deep Well

Bottle Coolers

- Oversized, environmentally friendly (134A) refrigeration system
- Provides ice cold products 33° to 38°F - very fast pull-down capacity
- Positive guided, forced air cooling cools bottles on top first
- Attractive, wear-resistant laminated heavy duty black vinyl exterior
- All stainless steel countertop and lids
- Interior - long lasting heavy duty galvanized steel, NSF approved for pre-packaged and bottled goods
- Huge capacity requires minimum floor space
- Large evaporator coil virtually runs length of cooler for efficient balanced cooling
- Foamed-in-place, Ecomate
- Heavy duty 10 mil thick pure grade PVC coated adjustable bin dividers for maximum storage use
- Rugged built-on removable bottle cap opener and cap catcher
- Self-contained system
- Available with optional legs or 3" or 2½" diameter castors
- Available with optional ratchet locks for added security

TRUE®

REFRIGERATION



TD-24-7



TD-95-38



TD-50-18-S

Black Vinyl	Lids	12 oz Btls.* / 12 oz Cans	Bin Dividers	HP	L x D† x H
TD-24-7	1	4½ cases / 6 cases	2	⅓	24¾" x 26½" x 33¾"
TD-36-12	1	11 cases / 14½ cases	2	⅓	36¾" x 26½" x 33¾"
TD-50-18	2	16½ cases / 24 cases	3	⅓	49½" x 26½" x 33¾"
TD-65-24	2	22 cases / 32½ cases	4	⅓	64½" x 26½" x 33¾"
TD-80-30	3	30 cases / 42 cases	6	⅓	80½" x 26½" x 33¾"
TD-95-38	3	37½ cases / 55 cases	7	½	95½" x 26½" x 33¾"
Stainless Steel					
TD-24-7-S	1	4½ cases / 6 cases	2	⅓	24¾" x 26½" x 33¾"
TD-36-12-S	1	11 cases / 14½ cases	2	⅓	36¾" x 26½" x 33¾"
TD-50-18-S	2	16½ cases / 24 cases	3	⅓	49½" x 26½" x 33¾"
TD-65-24-S	2	22 cases / 32½ cases	4	⅓	64½" x 26½" x 33¾"
TD-80-30-S	3	30 cases / 42 cases	6	⅓	80½" x 26½" x 33¾"
TD-95-38-S	3	37½ cases / 55 cases	7	½	95½" x 26½" x 33¾"

* 12 oz longneck bottles

† Depth does not include 1½" for cap catcher and 1" for rear bumpers

Direct Draw Beer Dispensers

- Exterior construction black steel finish
- Galvanized interior and stainless steel floor
- Stainless steel exterior finishes available
- BM23-S stainless exterior model is the only Bar Mobile in the industry certified for outdoor use
- Stainless steel top with drip tray
- 3" insulated dispensing tower
- Compressor available on left or right side - specify at time of order
- CFC and HCFC-free foamed in-place insulation
- Self-closing, field reversible doors with locks
- Snap in door gaskets
- Club Top models feature an easy glide stainless lid for additional storage (BM23C, DD50C, DD58C, DD68C)
- Drain tube located at bottom front of cooler for connection to floor drain
- 115V

Tested & Certified to
Ambient Class of 100°F.



BEVERAGE-AIR

LEADERS IN INNOVATION & RELIABILITY SINCE 1944



Additional
Sizes
Available

DD68-1-B

	Description	Cu Ft
BM23-B	1 Door, 24" w/Casters	7.8
DD68-1-B	2 Door, 69"	28



Available options:

Stainless exterior/interior finish, 3 & 4 tap towers, 1 & 2 tap tower adapters, faucet locks.

Back Bar Refrigerators

- Black exterior with galvanized interior and stainless steel floor
- Stainless steel exterior finishes available
- CFC and HCFC-free foamed in-place insulation
- Self-closing, solid doors with locks standard
- Field-reversible doors with snap-in gaskets
- 2" stainless steel top standard (optional on BB36Y, BB48Y & BB72Y)
- Interior can be used for straight wall beer keg storage (hinged door models only)
- Strongest lid assembly in the industry
- 2 shelves per door section standard
- 3 year parts and labor warranty and an additional 2 year compressor warranty
- 115V

Tested & Certified
to Ambient Class
of 100°F.



BB58-1-B

	Doors	L x D x H	Cu Ft
BB24	1	24" x 29½" x 37¾"	7.8
BB36	1	36" x 23½" x 34"	8.3
BB48Y-1-B	2	48" x 23½" x 34"	12.1
BB58-1-B	2	59" x 28¾" x 37¼"	23.8
BB68-1-B	2	69" x 28¾" x 37¼"	28.4
BB72Y	3	72" x 23½" x 34"	19.4
BB78-1-B	3	79" x 28¾" x 37¼"	33
BB94	3	95" x 28¾" x 37¼"	39.7

Available options:

Food rated models, wine models, hinged or sliding glass doors, pass-thru models, remote models, Led lighting, legs, casters, lane dividers, and black shelves.



BEVERAGE-AIR

LEADERS IN INNOVATION & RELIABILITY SINCE 1944



Glass Chillers & Deep Well Bottle Coolers

- Strongest Lid Assembly in the industry
- One piece all stainless top & raised edge
- Choose from black or stainless exterior finishes
- Stainless interior floor standard (optional floor racks for DW models)
- 2 shelves and bottom rack standard; 2 shelf ledges standard with 3 mounting points (glass frosters)
- Bottle cap opener and cap catcher standard (DW models)
- Glass frosters chill mugs and plates to -10°F, producing frost when removed
- Deep well bottle coolers provide cooling from 36° to 40°F (Frosty Brew -29 models available to chill products from 30° to 32°F)
- 3 year parts and labor warranty and an additional 2 year compressor warranty
- 115V

Glass & Plate Chillers/Frosters	Sections	L x D x H	Cu Ft
GF24L-B	1	24" x 26½" x 33⅞"	4.4
GF34L-B	1	34" x 26½" x 33⅞"	6.6
GF48L-B	2	48" x 26½" x 33⅞"	9.6

Deep Well Bottle Coolers

SF34-B	-	35" x 26½" x 33⅞"	7.5
DW49-B	-	50" x 26½" x 33⅞"	13.3
DW64-B	-	65" x 26½" x 33⅞"	18.5
DW79-B	-	80" x 26½" x 33⅞"	24.1
DW94-B	-	95" x 26½" x 33⅞"	29.5

Available options:

Deep well wine models, deep well frosty brew models, single and double speed rails (DW models), graphics packages (black exterior finishes), 6" legs, lid locks.



DW49-B

Tested & Certified to
Ambient Class of 100°F.

GF24L-B

ICE Series™ Undercounter Cubers with Built-in Storage

- Harvest Assist for improved efficiency and consistent ice production
- Pure Ice® exclusively by Ice-O-Matic includes a built-in antimicrobial protection for the life of the machine
- Unique slide away door
- Air cooled
- Produces half cubes

The only 24" wide Undercounter in the industry.

	Width	Ice Production* Per Day	Storage Capacity
ICEU150HA †	24½"	185 lb	74 lb
ICEU220HA †	24½"	238 lb	74 lb
ICEU300HA	30"	309 lb	112 lb

*Ice production based on 70°F air/50°F water

† Energy Star®



ICEU150HA

REFRIGERATION



Ice-O-Matic
Ice. Pure and Simple

ICE Series™ Half Cube Modular Cubers

- Only top air discharge in the industry
- No side clearance required, perfect for tight fitting spaces
- 30" wide for maximum capacity in small footprint
- Harvest Assist for improved efficiency and consistent ice production
- Pure Ice® exclusively by Ice-O-Matic includes a built-in antimicrobial protection for the life of the machine
- Easy access to internal components for cleaning and service
- Bins are sold separately

	Ice Production* Per Day
ICE0250HT	353 lb
ICE0400HT†	499 lb
ICE0500HT†	565 lb
ICE0606HT†	650 lb

*Ice production based on 70°F air/50°F water

† Energy Star®



Half cube ice...perfect for cocktails.



↑ ↑ ↑ ↑
TOP HOT AIR
DISCHARGE



ICE0250HT
(SHOWN WITH
B40 BIN)

When your ice is better by design, so are your beverages.

B-Series Storage Bins

- Polyethylene bin liner insulated with foam for maximum ice preservation
- Built-in scoop holder reduces the risk of cross contamination
- Perfect fit seal for improved ice preservation

B40	30" wide, 344 lb of storage
B55	30" wide, 510 lb of storage



B55

Ice-O-Matic
Ice. Pure and Simple





C0330SA-1C
CUBER ON
B330P STORAGE BIN

Prodigy Plus® Modular Ice Cubers

- Perfect for mixed drinks, carbonated beverages, ice displays and ice retailing
- Protected by Agion which defends against bacteria, molds and microbes
- Uses significantly less water and energy than other cube ice machines, exceeding federal regulations by up to 22%
- External air filter - easy to get to components
- AutoAlert™ indicator lights alerts your staff when it's time to perform normal maintenance or call for service before it's an emergency
- WaterSense™ adaptive purge control reduces scale buildup, and extends time between cleanings
- Optional Smart-Board™ advanced feature board provides NAFEM data protocol for early alert and fast diagnosis of operational issues
- Optional Vari-Smart™ ultrasonic ice-level sensor enables flexibility to program for ice levels for up to 7 days to accommodate peak operation times
- Air cooled
- 30"w x 24"d x 23"h

C0330SA-1C

Up to 350 lb of Ice Production/Day

C0530SA-1C

Up to 525 lb of Ice Production/Day



The classic ice form,
perfect for any beverage.

Scotsman®
ICE THE WORLD DEMANDS



A perfect
match to Prodigy®
ice machines and
other Scotsman ice
machines.

B530P



Modular Storage Bins

- Durable rotocast plastic exterior
- Polyurethane foam insulation
- Polyethylene bin interior is sanitary and easy to clean
- Convenient built-in scoop holder and easily removable baffle make for easy operation, and the unique, recessed drain fitting provides maximum installation flexibility

B330P

Up to 344 lb of Ice Storage
30"w x 34"d x 31"h (add 6" to height for legs)

B530P

Up to 536 lb of Ice Storage
30"w x 34"d x 44"h (add 6" to height for legs)



Prodigy Plus® Modular Nugget Ice Cubers

With advanced self-diagnostic Prodigy technology, Prodigy nugget ice machines deliver increased reliability and efficiency, using up to 50 percent less water and 15 percent less energy than cube ice machines.

- Chewable ice displaces more liquid than cubed ice, lowering syrup costs per cup
- Uses significantly less energy and water than other cube ice machines, exceeding Federal energy efficiency regulations
- AutoAlert™ indicator lights alert your staff for service before it's an emergency
- WaterSense™ adaptive purge control reduces scale buildup extending time between cleanings
- Reusable air filter is easily removable from the outside
- Optional Smart-Board™ advanced feature board provides NAFEM data protocol for early alert and fast diagnosis of operational issues
- Optional Vari-Smart™ ultrasonic ice-level sensor enables flexibility to program for ice levels for up to 7 days to accommodate peak operation times
- Air cooled
- 22" w x 24" d x 23" h

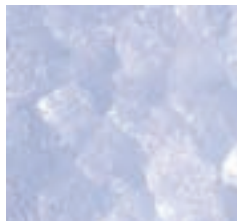
The Original
Chewable Ice™

N0422A-1A Up to 420 lb of Ice Production/Day
N0622A-1B Up to 643 lb of Ice Production/Day



CUBER ON
B322S STORAGE BIN

Creates soft, chewable
ice - a favorite for all
types of beverages.



Scotsman®
ICE THE WORLD DEMANDS

Modular Storage Bin

- Metallic exterior finish and NSF-approved construction
- Polyurethane foam insulation
- Polyethylene bin interior is sanitary and easy to clean
- A perfect match to Prodigy® ice machines and other Scotsman ice machines
- Convenient built-in scoop holder and easily removable baffle make for easy operation, and the unique, recessed drain fitting provides maximum installation flexibility
- 22" x 34" x 44" (add 6" height for legs)



B322S

Up to 370 lb of Ice Storage

Walk-In Coolers and Freezers

- Foamed-in-place urethane panels with speed-lok fastening system
- Full 36" x 78" door complete with structural frame
- Galvalume finish interior and exterior
- Freezers with 10 gauge smooth aluminum floor
- Full line of pre-assembled remote or self-contained refrigeration equipment

5'-10"	x	5'-10"	7'-9"	x	9'-8"
5'-10"	x	7'-9"	7'-9"	x	11'-7"
5'-10"	x	9'-8"	9'-8"	x	9'-8"
5'-10"	x	11'-7"	9'-8"	x	11'-7"
7'-9"	x	7'-9"			



Bally™
REFRIGERATED BOXES, INC.





Conveniently placed,
touch-screen control panel.

Blast Chillers

- CypenVac™ Technology - winner of the prestigious Kitchen Innovations® 2014 Award, is offered only on ThermalRite Blast Chillers and Freezers
- CypenVac™ Technology can reduce energy up to 43%
- Meets the demands of HACCP Guidelines for proper food chilling and freezing
- Interior rounded corners for easy cleaning
- CFC-/HCFC-free cyclopentane foaming extends effectiveness of insulation
- Ambient Chill Advantage – Our internal fans blow cool air on the walls, not on your food. Other manufacturers' units have internal fans blowing air on your food, which can dry it out and adversely affect its texture and integrity
- 2 year parts and labor warranty and an additional 3 year warranty on compressor

GBF15-11S	Holds 3 - 12" x 14" x 2½" deep Pans
GBF44-26SP/TS	Holds 4 - 12" x 20" x 2½" deep Pans
GBF52-37S/TS	Holds 6 - 12" x 20" x 2½" deep Pans
GBF77-55S/TS	Holds 10 - 12" x 20" x 2½" deep Pans
GBF143-110S/TS	Holds 14 - 12" x 20" x 2½" deep Pans
GBF171-132S/TS	Holds 17 - 12" x 20" x 2½" deep Pans
GBF242-209RS/TS	Holds 1 Roll-In Rack, Up to 20 - 12" x 20" x 2½" deep Pans/Rack
GBF440-3858R/TS	Holds 1 Roll-In Rack, Up to 40 - 12" x 14" x 2½" deep Pans/Rack or 20 - 18" x 26" Sheet Pans/Rack
GBF837-727R/TS	Holds 2 Roll-In Racks, Up to 40 - 12" x 20" x 2½" deep Pans/Rack or 20 18" x 26" Sheet Pans/Rack

Racks and Pans are sold separately



When it comes to
modular cold storage,
it's easy to see why
ThermalRite is an
industry leader.

Walk-In Coolers and Freezers

Custom designs – indoor, outdoor, angular, rectangular or any combination are all available in a variety of finishes and in varying thickness of four, five or six inches. We serve the warehouse, food service, institutional and environmental industries with walk-in coolers and freezers. With seamless panels up to 30 feet in length, we are ideal for warehouse applications and long spans. Our modular construction allows for easy remodeling, relocation or expansion.

One-Piece Walk-Ins – Making the Best Use of Outdoor Space



INTERNATIONAL COLD STORAGE

ICS one-piece walk-ins are particularly suited to outdoor locations, freeing up your store's interior for valuable food preparation or sales floor space. Seamless fabrication, factory built and fast track installation provide a convenient and cost effective alternative to traditional bricks and mortar construction



Built Smart

- Standard sizes from 4' x 6' x 6' to 14' x 50' x 9'
- Cost effective alternative to panel or bricks and mortar construction
- Cooler, freezer, ambient and combo models
- Temperature ranges from -30°F to +80°F
- Seamless construction using non CFC urethane foam insulation
- Interiors customized to specific applications and temperatures

Built To Last

- 4", 5" and 6" wall thicknesses and up to 8 $\frac{3}{4}$ " floor thickness
- Fully weatherproof, including Alaskan snow roof load rating
- Seismic "D" rating
- 180 mph hurricane rating
- Code compliant to US and Canadian standards
- 20 year structural and materials' warranty
- 5 year door warranty

Simple Installation

- Complete factory assembly and testing greatly reduces on site installation costs
- Ready-to-run refrigeration for immediate start-up
- Single point electrical connection simplifies installation
- Fast track installation - typically in 3-5 hours
- Skilled and experienced installation teams
- Easily relocated, should the need arise



Finishes

Our standard walk-in exteriors are finished with a tough stucco embossed metal, with a factory baked-on polyester coating that provides years of maintenance free service. We also offer a wide range of alternative finishes, including a variety of material and colors, as well as architectural panel, brick or stone effect finishes to meet municipality requirements.





Kold Locker™ Walk-Ins

STANDARD MODELS AVAILABLE TO SHIP THE SAME DAY!

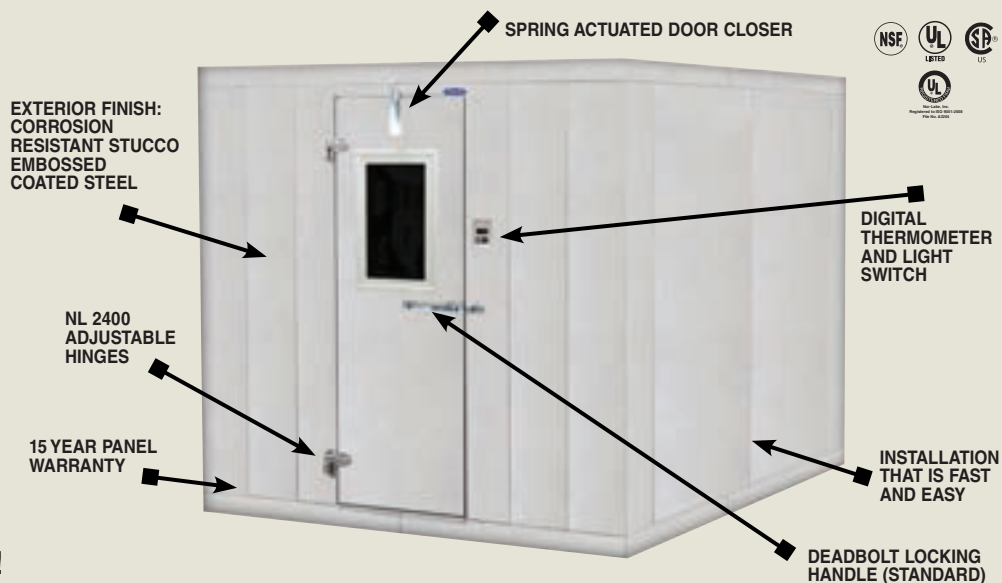
- Cooler or freezer models
- CFC Free HFC-245fa polyurethane insulation
- Exclusive Capsule Pak™ refrigeration system
- Flush Coil, 100% usable interior space
- Automatic condensate vaporizer – no DRAIN LINE required on indoor units
- LED light fixture
- Three heights: 6'7" & 7'7" with floor, 7'4" floorless
- Capacity from 77 cu ft to 1,000 cu ft
- Indoor or outdoor models
- Installation that is fast and easy
- Sizes from 3'6" x 6' to 10' x 14'
- Three temperatures: 35°, -10°F, -20°F
- Exterior finish: corrosion resistant stucco embossed coated steel
- 26", 30" and 36" wide self closing doors available on most models

Contact your sales representative for further details.



Fast-Trak® Walk-Ins

- Unlimited lengths in 1' increments!
- Available in widths of: 6', 7', 8', 9', 10', 11' & 12'
- Five heights: 6'7", 7'7" & 8'7" with floor; 7'4" & 8'4" floorless
- LED light fixture
- FRP threshold
- Remote Refrigeration Systems in stock for 5 day shipment
- Cooler, freezer or combination cooler/freezer models
- CFC Free HFC-245fa polyurethane insulation
- Installation is fast and easy
- Indoor or outdoor models
- 26", 30" or 36" wide self closing doors available on most models



Available in Unlimited Lengths – Ships in 5 Days!

Fineline™ Custom Walk-Ins

- Designed to your specifications
- Coolers, freezers and combination cooler/freezers
- Modular panel construction for easy installation, expansion and relocation
- 26 gauge corrosion resistant stucco embossed coated steel
- .100 smooth aluminum interior floor (on models with floor)
- Floorless models provided with NSF approved vinyl sealers
- Full 4" thick panels foamed-in-place with HFC-245fa polyurethane insulation which is CFC & HCFC Free, Zero Ozone Depletion!
- Heavy duty, extruded aluminum load bearing door frame jamb
- Deadbolt locking handle
- LED light fixture
- Fifteen year panel warranty


Contact your sales representative for further details.



Complete Line of Refrigeration Systems

PS Series Parallel Refrigeration Systems

- Multi-compressor refrigeration unit
- Matches refrigeration capacity to actual load for energy savings
- Durable galvanized steel housing; also available in stainless steel



M-SERIES

B-SERIES

M-Series Condensing Units

- Specially designed to function in high ambient temperatures
- Factory assembled on a galvanized steel angle leg base
- Components are prewired and factory mounted
- Sizes range from ½ hp to 6 hp
- Also available in hermetic, compliant scroll and semi-hermetic

B-Series Condensing Units

- Factory assembled on a galvanized steel channel leg base
- Sizes range from 3 to 40 hp
- Components are prewired and factory mounted
- Also available in hermetic, compliant scroll and semi-hermetic



Glycol Parallel Refrigeration Systems


- Highly efficient refrigeration system
- Digitally controlled for greater precision, diagnostics, data logging and monitoring
- Reduces energy consumption by 25%

DRS Series Dual-Compressor Refrigeration Systems

- Two compressor system
- Multi-circuited condenser coil designed for 110°F ambient
- Scroll compressors for freezer applications up to 5 hp
- Hermetic compressors for cooler applications up to 3 hp
- Durable galvanized finish; also available in stainless steel



MRS-2 Series Modular Multi-Compressor Refrigeration Systems



- Remote refrigeration system removes the heat produced by multiple refrigeration systems for a cooler kitchen and store
- Outside system reduces noise level and extends the life of the equipment
- Galvanized steel housing can accommodate up to 16 modules

PRS-2 Series Packaged Refrigeration Systems

- Combines a condensing unit and evaporator coil into one unit
- High efficiency fan motors
- Condensate evaporator pan on indoor units



E-Series Evaporator Coils

- Ready to mount in position
- Available with air (off cycle) defrost, electric defrost or option reverse cycle defrost
- Includes properly sized expansion valve and room thermostat
- Energy efficient EC motors

